

FORESTHILL PUBLIC UTILITY DISTRICT

AGENDA

Regular Meeting of
FORESTHILL PUBLIC UTILITY DISTRICT
FORESTHILL VETERANS MEMORIAL HALL
Leroy E. Botts Memorial Park
24601 Harrison Street, Foresthill, CA 95631
www.foresthillpud.com

Wednesday	May 9, 2018	2:00 P.M.
-----------	-------------	-----------

Written material introduced into the record: Citizens wishing to introduce written material on any item into the record at the public meeting are requested to provide a copy of the written material to the Clerk of the Board prior to the meeting date so that the material may be distributed to the Board of Directors prior to the meeting.

A. CALL TO ORDER:

B. ROLL CALL:

- _____ President Helen Rogers West
- _____ Vice President Neil Cochran
- _____ Treasurer Linda Cholcher
- _____ Director Mark Bell
- _____ Director Patty Wade

C. PLEDGE OF ALLEGIANCE:

D. MEETING PROCEDURES:

All items on the agenda will be open for public comment before final action is taken. Speakers are requested to restrict comments to the item as it appears on the agenda and stay within a five-minute time limit. The President has the discretion of limiting the total discussion time for an item. As a courtesy to others, please turn off cell phones and any other distracting devices.

E. ADOPTION OF THE AGENDA: (This is the time for agenda modifications)

F. PUBLIC COMMENT: This is the time for any member of the public to address the Board of Directors on any matter not on the agenda that is within the subject matter jurisdiction of the District. Directors and staff are limited by law to brief responses and clarifying questions or comments. There will be no votes on non-agenda items. Concerns may be referred to staff or placed on the next available agenda. Please note that comments from the public will also be taken on each agenda item. Comments shall be limited to five minutes per person, or such other time limit as may be imposed by the President.

G. CONSENT AGENDA: All items listed under the Consent Agenda are considered to be routine in nature and will be approved by one motion. There will be no separate discussion

of these items unless a member of the Board or audience requests otherwise, in which case the item will be removed for separate consideration. Any item removed will be taken up following the motion to approve the Consent Agenda.

- | | |
|---|---------|
| 1. Minutes of March 14, 2018 Regular Meeting | Approve |
| 2. Cash Disbursements Register, February 28 & March 31, 2018 | Approve |
| 3. Statement of Net Position, February & March 2018 | Approve |
| 4. Statement of Revenues & Expense, February 28 & March 31, 2018 | Approve |
| 5. Monthly and Year to Date Report, February 28 & March 31, 2018 | Approve |
| 6. Fund Accounts, February 28 & March 31, 2018 | Approve |
| 7. Investment Policy Compliance, February 28 & March 31, 2018 | Approve |
| 8. Quality Analysis Report, February 28 & March 31, 2018 | Approve |
| 9. Activity Detail, February 28 & March 31, 2018 | Approve |
| 10. Portfolio Graphically Presented, February 28 & March 31, 2018 | Approve |
| 11. Revisions to Policy 3095 Free Water Users | Approve |

H. BUSINESS: ACTION ITEMS

1. Resolution 2018-03 a resolution declaring an election.
Recommended Action: Approve Resolution 2018-03
Public Comment:

I. DISCUSSION ITEMS: DIRECTOR/COMMITTEE/STAFF REPORTS:

1. General Manager’s Report – This is the time for the General Manager to report on any correspondence, meetings, or other information that the Board members and the community need to be aware of: Storage tank project, water rights, water sales
2. Director reports – This is the time for Board members to report on any webinars, classes, seminars, meetings or other information they have learned and share with their fellow Board members and the community.

ADJOURNMENT OF OPEN MEETING

J. CLOSED SESSION

1. Conference with Legal Counsel — Existing Litigation (Subdivision (d)(1) of Government Code section 54956.9). Name of administrative agency adjudicatory proceeding: State Water Resources Control Board, In re petition for extension of time for water right permit No. 15375.
2. Conference with real property negotiators (Gov’t Code Section 54956.8). Property: Up to 2,000 acre feet of stored Sugar Pine Reservoir water; District Negotiators: Helen Rogers West and Hank White; Negotiating Parties: Prospective water users in the American River Basin, Central Valley or elsewhere in the federal Central Valley Project or State Water Project service areas, including but not limited to; U.S. Bureau of Reclamation, City of Folsom, City of Sacramento, Carmichael Water District, San Juan Water District, Sacramento Suburban Water District, San Luis and Delta-Mendota Water Authority and member agencies (e.g. Westlands Water District), State Water Contractors and member agencies (e.g. Santa Clara Valley Water District); Under Negotiation: Price and terms of payment for the sale of surplus stored water from Sugar Pine Reservoir.

3. Conference with Legal Counsel — Existing Litigation Subdivision (a) of Government Code Section 54956.9. Name of Case: Miner’s Camp vs. Foresthill Public Utility District
4. Conference with Legal Counsel — Anticipated Litigation (Subdivision (d)(2) of Government Code section 54956.9 Number of cases: 1

K. ANNOUNCEMENT FROM CLOSED SESSION:

L. ADJOURNMENT:

To Wednesday, June 13, 2018 for A Regular Meeting of the Foresthill Public Utility District held at the Foresthill Veterans Memorial Hall, Leroy E. Botts Memorial Park, 24601 Harrison Street, Foresthill, CA at 2:00 p.m.

In accordance with Government Code Section 54954.2(a) this notice and agenda were posted in the District’s front window at the Foresthill Public Utility District office, 24540 Main Street, Foresthill, CA 95631 on or before 4:30 p.m., May 3, 2018.

In compliance with the Americans with Disabilities Act, if you need special assistance to participate in this meeting, please contact the General Manager at (530) 367-2511. Notification 48 hours prior to the meeting will enable the District to make reasonable arrangements to ensure accessibility to this meeting.

Henry N. White, Board Clerk & Ex-Officio Secretary

FORESTHILL PUBLIC UTILITY DISTRICT

MINUTES

Regular Meeting of
FORESTHILL PUBLIC UTILITY DISTRICT
FORESTHILL VETERANS MEMORIAL HALL
Leroy E. Botts Memorial Park
24601 Harrison Street, Foresthill, CA 95631
www.foresthillpud.com

Wednesday	March 14, 2018	2:00 P.M.
------------------	-----------------------	------------------

Written material introduced into the record: Citizens wishing to introduce written material on any item into the record at the public meeting are requested to provide a copy of the written material to the Clerk of the Board prior to the meeting date so that the material may be distributed to the Board of Directors prior to the meeting.

A. CALL TO ORDER: 2:00 PM by President Rogers West

B. ROLL CALL:

_____	President Helen Rogers West	<i>Present</i>
_____	Vice President Neil Cochran	<i>Present</i>
_____	Treasurer Linda Cholcher	<i>Present</i>
_____	Director Mark Bell	<i>Present</i>
_____	Director Patty Wade	<i>Present</i>

C. PLEDGE OF ALLEGIANCE: Led by Mark Bell

D. MEETING PROCEDURES:

All items on the agenda will be open for public comment before final action is taken. Speakers are requested to restrict comments to the item as it appears on the agenda and stay within a five-minute time limit. The President has the discretion of limiting the total discussion time for an item. As a courtesy to others, please turn off cell phones and any other distracting devices.

E. ADOPTION OF THE AGENDA: (This is the time for agenda modifications) *Vice President Cochran made a motion to adopt the agenda without changes. The motion was seconded by Director Bell and carried unanimously (5-0).*

F. PUBLIC COMMENT: This is the time for any member of the public to address the Board of Directors on any matter not on the agenda that is within the subject matter jurisdiction of the District. Directors and staff are limited by law to brief responses and clarifying questions or comments. There will be no votes on non-agenda items. Concerns may be referred to staff or placed on the next available agenda. Please note that comments from the public will also be taken on each agenda item. Comments shall be limited to five minutes per person, or such other time limit as may be imposed by the President. ***Public comment was received.***

G. CONSENT AGENDA: All items listed under the Consent Agenda are considered to be routine in nature and will be approved by one motion. There will be no separate discussion of these items unless a member of the Board or audience requests otherwise, in which case the item will be removed for separate consideration. Any item removed will be taken up following the motion to approve the Consent Agenda.

- | | |
|---|---------|
| 1. Minutes of February 14, 2018 Special Meeting | Approve |
| 2. Minutes of February 14, 2018 Regular Meeting | Approve |
| 3. Minutes of February 26, 2018 Finance Committee Meeting | Approve |
| 4. Cash Disbursements Register, January 31, 2018 | Approve |
| 5. Statement of Net Position, January 2018 | Approve |
| 6. Statement of Revenues & Expense, January 31, 2018 | Approve |
| 7. Monthly and Year to Date Report, January 31, 2018 | Approve |
| 8. Fund Accounts, January 31, 2018 (P. 13) | Approve |
| 9. Investment Policy Compliance, January 31, 2018 (P. 14) | Approve |
| 10. Quality Analysis Report, January 31, 2018 (P. 15) | Approve |
| 11. Activity Detail, January 31, 2018 (P. 16) | Approve |
| 12. Portfolio Graphically Presented, January 31, 2018 (P. 18) | Approve |

Board Action: *Treasurer Cholcher made a motion to approve the Consent Agenda. The motion was seconded by Director Wade and carried unanimously (5-0).*

H. PRESENTATIONS: None

I. CORRESPONDENCE: None

J. BUSINESS: ACTION ITEMS

1. Board President to appoint member to Planning Committee
Recommended Action: Board President to make appointment
Public Comment: *No public comment*

President Rogers West appointed Director Wade to the Planning Committee

2. Consideration of membership with the Association of California Water Agencies
Recommended Action: Board to consider membership and authorization to pay dues
Public Comment: *Public comment was received*

No Board action was taken. Vice President Cochran requested to table the item to the June meeting.

3. Receive input from the Foresthill Chamber of Commerce regarding Foresthill economic development
Recommended Action: Review and direct staff accordingly
Public Comment: *Public comment was received*

No Board action was taken. Input was received from the Foresthill Chamber of Commerce.

4. Consideration of appointing an ad hoc advisory committee to prepare for the next rate study cycle

Recommended Action: Discuss and direct staff accordingly

Public Comment: *Public comment was received*

No Board action was taken.

K. DISCUSSION ITEMS: DIRECTOR/COMMITTEE/STAFF REPORTS:

1. General Manager's Report – This is the time for the General Manager to report on any correspondence, meetings, or other information that the Board members and the community need to be aware of: Storage tank project, water rights, water sales
2. Director reports – This is the time for Board members to report on any webinars, classes, seminars, meetings or other information they have learned and share with their fellow Board members and the community.

ADJOURNMENT OF OPEN MEETING At 3:36 p.m. Vice President Cochran made a motion to adjourn the open meeting. The motion was seconded by Director Wade and carried unanimously (5-0)

L. CLOSED SESSION

1. Conference with Legal Counsel — Existing Litigation (Subdivision (d)(1) of Government Code section 54956.9). Name of administrative agency adjudicatory proceeding: State Water Resources Control Board, In re petition for extension of time for water right permit No. 15375.
2. Conference with real property negotiators (Gov't Code Section 54956.8). Property: Up to 2,000 acre feet of stored Sugar Pine Reservoir water; District Negotiators: Helen Rogers West and Hank White; Negotiating Parties: Prospective water users in the American River Basin, Central Valley or elsewhere in the federal Central Valley Project or State Water Project service areas, including but not limited to; U.S. Bureau of Reclamation, City of Folsom, City of Sacramento, Carmichael Water District, San Juan Water District, Sacramento Suburban Water District, San Luis and Delta-Mendota Water Authority and member agencies (e.g. Westlands Water District), State Water Contractors and member agencies (e.g. Santa Clara Valley Water District); Under Negotiation: Price and terms of payment for the sale of surplus stored water from Sugar Pine Reservoir.
3. Conference with Legal Counsel — Existing Litigation Subdivision (a) of Government Code Section 54956.9. Name of Case: Miner's Camp vs. Foresthill Public Utility District
4. Conference with Legal Counsel — Anticipated Litigation (Subdivision (d)(2) of Government Code section 54956.9 Number of cases: 1

M. ANNOUNCEMENT FROM CLOSED SESSION: At 5:31 PM, President Rogers West announced in open session that no reportable action was taken during closed session.

N. ADJOURNMENT: The meeting was adjourned at 5:31 PM

Submitted by:

Attest:

Helen Rogers West, Board President

Henry N. White, Clerk and Ex-Officio Secretary

DRAFT

Foresthill Public Utility District
Cash Disbursements Register
March 2018

Date	Num	Name	Memo	Paid Amount
Mar 18				
03/05/2018	30217	American Messaging		-9.09
03/05/2018	30218	AmeriPride Services		-444.70
03/05/2018	30219	Auburn Area Answering Service		-281.81
03/05/2018	30220	Bureau of Reclamation		-1,083.85
03/05/2018	30221	Business Intelligence Service Professionl		-350.00
03/05/2018	30222	Corbon Willits Syst Inc		-276.21
03/05/2018	30223	Diamond Well Drilling Co		-35.00
03/05/2018	30224	Hank White		-282.23
03/05/2018	30225	Hank White/Petty Cash		-102.95
03/05/2018	30226	Helen Rogers-West		-200.00
03/05/2018	30227	Home Depot Credit Services		-197.21
03/05/2018	30228	Inland Business Systems		-170.51
03/05/2018	30229	Justine Leyba's House Cleaning		-75.00
03/05/2018	30230	Linda Cholcher		-200.00
03/05/2018	30231	Mark Bell		-200.00
03/05/2018	30232	Neil Cochran		-200.00
03/05/2018	30233	Pace Supply		-484.77
03/05/2018	30234	Sebastian		-573.04
03/05/2018	30235	Umpqua Bank		-21,476.50
03/05/2018	30236	USA Blue Book		-1,168.69
03/05/2018	30237	Vision Service Plan - (CA)		-159.26
03/05/2018	30238	Patty Wade		-200.00
03/05/2018	30239	Altisource		-270.43
03/05/2018	30240	Gary Bush		-81.34
03/05/2018	30241	McGinnis Lock & Key		-15.00
03/12/2018	30242	Blackburn Consulting		-1,220.55
03/12/2018	30243	Business Intelligence Service Professionl		-350.00
03/12/2018	30244	Cranmer Engineering, Inc.		-1,180.00
03/12/2018	30245	Ferguson Enterprises Inc.		-832.90
03/12/2018	30246	Grant Hardware, Inc.		-117.86
03/12/2018	30247	J.S. West		-443.89
03/12/2018	30248	Kronick, Moskovitz, et al		-12,072.65
03/12/2018	30249	National Meter & Automation, Inc.		-2,433.46
03/12/2018	30250	Neil Cochran		-212.34
03/12/2018	30251	Recology Auburn Placer		-60.76
03/12/2018	30252	Riebes		-239.05
03/12/2018	30253	Sierra Mini Mart, Inc.		-747.11
03/12/2018	30254	Worton's Forsethill Grocery		-21.57
03/19/2018	30255	Justine Leyba's House Cleaning		-75.00
03/19/2018	30256	Keenan & Associates		-10,476.84
03/19/2018	30257	MidAmerica Admin & Ret Solutions, Inc.		-750.00
03/19/2018	30258	Pape Machinery Exchange		-67.93
03/19/2018	30259	Placer County , Personnel		-834.00
03/19/2018	30260	Placer County Libraries		-105.00
03/19/2018	30261	Robert Middleton		-100.00
03/19/2018	30262	Thatcher Company, Inc.		-783.88
03/19/2018	30263	Verizon Wireless		-54.08
03/19/2018	30264	Wells Fargo Bank		-406.85
03/19/2018	30265	Pacific Gas & Electric		-2,000.23
03/26/2018	30266	American Water Works Association		-420.00
03/26/2018	30267	Anderson' Sierra Pipe Co. Inc.		-57.78
03/26/2018	30268	Clark Pest Control		-189.00
03/26/2018	30269	Corbon Willits Syst Inc		-276.21
03/26/2018	30270	Hank White		-100.00
03/26/2018	30271	Itron, Inc.		-1,122.19
03/26/2018	30272	Mutual of Omaha		-455.16
03/26/2018	30273	National Meter & Automation, Inc.		-3,938.82
03/26/2018	30274	Peterson Brustad, Inc.		-844.66
03/26/2018	30275	Placer County Environmental Health		-1,039.00
03/26/2018	30276	Staples		-179.42
03/26/2018	30277	API-marketing		-163.55
03/26/2018	30278	Foresthill Garage, Inc.		-18.75
03/26/2018	30279	Pacific Gas & Electric		-302.99
03/26/2018	30280	Postmaster	Month end billing plus 300 stamps	-1,070.58
03/26/2018	30281	Vision Service Plan - (CA)		-159.26
03/09/2018	20180310	CalPERS	457 deposit	-50.00
03/09/2018	20180311	CalPERS	Pepra retirement deposit	-422.56

**Foresthill Public Utility District
Cash Disbursements Register
March 2018**

<u>Date</u>	<u>Num</u>	<u>Name</u>	<u>Memo</u>	<u>Paid Amount</u>
03/09/2018	20180312	CalPERS	Classic retirement deposit	-3,414.61
03/09/2018	20180313	EDD/State of CA	499-0064-0	-105.54
03/09/2018	20180314	EDD/State of CA	499-0064-0	-1,470.68
03/09/2018	20180315	EFTPS	94-6020935	-6,727.68
03/23/2018	20180320	CalPERS	457 depsoit	-50.00
03/23/2018	20180321	CalPERS	Pepra employee deposit	-422.56
03/23/2018	20180322	CalPERS	Classic employee retirement deposit	-3,835.04
03/23/2018	20180323	EDD/State of CA	499-0064-0	-42.46
03/23/2018	20180324	EDD/State of CA	499-0064-0	-1,567.14
03/23/2018	20180325	EFTPS	94-6020935	-6,897.22
Mar 18				-99,466.40

Foresthill Public Utility District
Cash Disbursements Register
February 2018

Item G2

Date	Num	Name	Memo	Paid Amount
Feb 18				
02/05/2018	30169	Brett Danz		-79.08
02/05/2018	30170	Brian McKillip		-126.95
02/05/2018	30171	Elmer F Caro		-13.23
02/05/2018	30172	Helen Rogers-West		-200.00
02/05/2018	30173	Linda Cholcher		-200.00
02/05/2018	30174	Mark Bell		-200.00
02/05/2018	30175	Miners Camp LLC		-81.34
02/05/2018	30176	Neil Cochran		-200.00
02/05/2018	30177	Pat Gallegos or Kevin Tackitt		-50.00
02/05/2018	30178	Stephanie Nimitz		-125.00
02/05/2018	30179	Troy or Sandra Simester		-125.00
02/05/2018	30180	Wendy Lowery		-89.93
02/05/2018	30181	William J Burke		-75.00
02/05/2018	30182	American Messaging		-9.09
02/05/2018	30183	AmeriPride Services		-449.12
02/05/2018	30184	Bureau of Reclamation		-1,227.00
02/05/2018	30185	Ferguson Enterprises Inc.		-190.30
02/05/2018	30186	Home Depot Credit Services		-342.74
02/05/2018	30187	Kronick, Moskovitz, et al		-15,141.40
02/05/2018	30188	Future Ford		-92,653.05
02/05/2018	30189	Salvador Mercado, Jr.		-60.00
02/12/2018	30190	Cranmer Engineering, Inc.		-483.00
02/12/2018	30191	ECORP Consulting, Inc.		-2,348.90
02/12/2018	30192	FCOC		-105.00
02/12/2018	30193	Grant Hardware, Inc.		-63.08
02/12/2018	30194	Pacific Gas & Electric		-2,031.34
02/12/2018	30195	Recology Auburn Placer		-60.76
02/12/2018	30196	Sebastian		-574.03
02/12/2018	30197	Sierra Mini Mart, Inc.		-681.15
02/12/2018	30198	Worton's Forsethill Grocery		-24.76
02/19/2018	30199	MidAmerica Admin & Ret Solutions, Inc.		-237.00
02/19/2018	30200	ECORP Consulting, Inc.		-630.00
02/19/2018	30201	Justine Leyba's House Cleaning		-150.00
02/19/2018	30202	MidAmerica Admin & Ret Solutions, Inc.		-750.00
02/19/2018	30203	Pacific Gas & Electric		-197.31
02/19/2018	30204	Sierra Saw		-44.35
02/19/2018	30205	Wagner&Bonsignore		-823.95
02/19/2018	30206	Wells Fargo Bank		-2,082.85
02/19/2018	30207	Keenan & Associates		-11,658.23
02/19/2018	30208	Placer County , Personnel		-834.00
02/26/2018	30209	Auburn Trophy		-14.37
02/26/2018	30210	J.S. West		-1,183.84
02/26/2018	30211	Mutual of Omaha		-492.21
02/26/2018	30212	Pacific Gas & Electric		-81.27
02/26/2018	30213	Postmaster	Monthend billing plus 300 stamps	-1,070.58
02/26/2018	30214	Ron Mills		-100.00
02/26/2018	30215	Staples		-257.81
02/26/2018	30216	Verizon Wireless		-53.93
02/09/2018	20180201	CalPERS	457 deposit	-50.00
02/09/2018	20180202	CalPERS	Pepra employee retirement deposit	-422.56
02/09/2018	20180203	CalPERS	Classic employee retirement deposit	-3,414.61
02/09/2018	20180204	EDD/State of CA	499-0064-0	-453.65
02/09/2018	20180205	EDD/State of CA	499-0064-0	-1,367.67
02/09/2018	20180206	EFTPS	94-6020935	-6,105.98
02/23/2018	20180230	CalPERS	457 deposit	-50.00
02/23/2018	20180231	CalPERS	Classic employee retirement deposit	-3,414.61
02/23/2018	20180232	CalPERS	Pepra employee retirement deposit	-422.56
02/23/2018	20180233	EDD/State of CA	499-0064-0	-0.29
02/23/2018	20180234	EFTPS	94-6020935	-4.46
02/23/2018	20180235	EDD/State of CA	499-0064-0	-281.47
02/23/2018	20180236	EDD/State of CA	499-0064-0	-1,493.49
02/23/2018	20180237	EFTPS	94-6020935	-6,503.20
Feb 18				-162,656.50

Foresthill Public Utility District
Statement of Net Position
February 28, 2018

Item G3

ASSETS

Current Assets

Checking/Savings

10110 · Cash on Hand	250
10120 · Wells Fargo Checking	84,185
10510 · Local Agency Investment Fund	905,833
10512 · Umpqua Savings account	503,012
10519 · Wells Fargo Adv - Money Mrkt	3
10520 · Wells Fargo Adv - Face Value	2,265,000

Total Checking/Savings 3,758,282

Accounts Receivable 224,448

Other Current Assets 41,480

Total Current Assets 4,024,211

Fixed Assets 8,284,284

Other Assets 55,224

TOTAL ASSETS 12,363,719

LIABILITIES & NET POSITION

Liabilities

Current Liabilities

Accounts Payable 25,100

Other Current Liabilities 332,186

Total Current Liabilities 357,286

Long Term Liabilities 1,622,354

Total Liabilities 1,979,640

Net Position 10,384,079

TOTAL LIABILITIES & NET POSITION 12,363,719

Foresthill Public Utility District
Statement of Net Position
March 31, 2018

Item G3

ASSETS

Current Assets

Checking/Savings

10110 · Cash on Hand	250
10120 · Wells Fargo Checking	189,103
10510 · Local Agency Investment Fund	905,833
10512 · Umpqua Savings account	503,161
10519 · Wells Fargo Adv - Money Mrkt	5,083
10520 · Wells Fargo Adv - Face Value	2,265,000

Total Checking/Savings 3,868,430

Accounts Receivable 228,865

Other Current Assets 14,748

Total Current Assets 4,112,043

Fixed Assets 8,286,934

Other Assets 55,224

TOTAL ASSETS 12,454,202

LIABILITIES & NET POSITION

Liabilities

Current Liabilities

Accounts Payable 56,915

Other Current Liabilities 332,436

Total Current Liabilities 389,351

Long Term Liabilities 1,622,354

Total Liabilities 2,011,705

Net Position 10,442,497

TOTAL LIABILITIES & NET POSITION 12,454,202

Foresthill Public Utility District
Statement of Revenue and Expense
Budget vs. Actual

Item G4

For the Eight Months Ended February 28, 2018

	<u>2/28/18</u>	<u>Budget</u>	<u>Variance</u>
Income			
41011 · SP Debt Svc assessment	142,316	140,000	2,316
41012 · R&R assessment revenue	336,887	266,667	70,220
41014 · Gen Fund Reserve assessment	41,930	34,000	7,930
41100 · Residential	920,316	893,368	26,948
41105 · Residential Overage Charge	101,848	60,046	41,803
41150 · Multi Family Residential	145,403	137,331	8,072
41155 · Multi Family Overage Charge	2,207	1,518	689
41200 · Business	86,206	74,764	11,442
41205 · Business Overage Charge	33,123	25,103	8,020
41300 · Industrial	-	149	(149)
41305 · Industrial Overage Charge	-	-	-
42100 · Low Usage Credit	(32,337)	(32,000)	(337)
42300 · Meter Installation	3,750	4,667	(917)
42320 · Will Serve	42,136	-	42,136
42330 · Line Tap	825	2,000	(1,175)
49200 · Interest - LAIF	6,577	-	6,577
49210 · Interest - Taxes	91	-	91
49220 · Portfolio Income	2,560	25,333	(22,774)
49251 · Interest - Umpqua Bank	1,096	-	1,096
49300 · Property Tax Revenues	52,974	49,000	3,974
49310 · Home Owner Prop Tax exemption	342	-	342
49510 · Water Charges Penalties	28,883	23,333	5,550
49520 · Service Charges & Reconnect	8,440	6,667	1,773
49540 · System Rehab Revenue (\$4)	12,163	-	12,163
49910 · Miscellaneous Income	8,308	3,333	4,975
49930 · Grant Income	1,477	-	1,477
Total Income	1,947,521	1,715,279	232,242
Expense			
51000 · Wages & Salaries	410,438	481,613	71,175
52000 · Taxes & Benefits	216,234	254,897	38,663
53000 · Materials & Supplies	61,089	58,400	(2,689)
54000 · Equipment costs	19,307	19,500	193
55000 · Contracted services	89,053	88,833	(220)
56000 · Resource development	35,722	27,854	(7,868)
57000 · Utilities	23,024	23,067	43
58000 · Other	57,598	33,400	(24,198)
61000 · Capital Activities	462,294	366,667	(95,627)
Total Expense	1,374,759	1,354,230	(20,529)
Change in Net Position	572,762	361,048	211,713

Foresthill Public Utility District
Statement of Revenue and Expense
Budget vs. Actual

Item G4

For the Nine Months Ended March 31, 2018

	<u>3/31/2018</u>	<u>Budget</u>	<u>Variance</u>
Income			
41011 · SP Debt Svc assessment	160,147	157,500	2,647
41012 · R&R assessment revenue	379,411	300,000	79,411
41014 · Gen Fund Reserve assessment	47,245	38,250	8,995
41100 · Residential	1,036,341	1,005,039	31,302
41105 · Residential Overage Charge	104,578	67,551	37,026
41150 · Multi Family Residential	163,211	154,498	8,714
41155 · Multi Family Overage Charge	2,207	1,708	499
41200 · Business	95,976	84,110	11,866
41205 · Business Overage Charge	33,347	28,241	5,106
41300 · Industrial	-	167	(167)
42100 · Low Usage Credit	(38,246)	(36,000)	(2,246)
42300 · Meter Installation	4,500	5,250	(750)
42320 · Will Serve	52,670	-	52,670
42330 · Line Tap	825	2,250	(1,425)
49200 · Interest - LAIF	6,577	-	6,577
49210 · Interest - Taxes	91	-	91
49220 · Portfolio Income	5,735	28,500	(22,765)
49251 · Interest - Umpqua Bank	1,246	-	1,246
49300 · Property Tax Revenues	52,974	49,000	3,974
49310 · Home Owner Prop Tax exemption	342	-	342
49510 · Water Charges Penalties	32,198	26,250	5,948
49520 · Service Charges & Reconnect	10,658	7,500	3,158
49540 · System Rehab Revenue (\$4)	13,663	-	13,663
49910 · Miscellaneous Income	8,313	3,750	4,563
49930 · Grant Income	1,477	-	1,477
Total Income	<u>2,175,484</u>	<u>1,923,564</u>	<u>251,920</u>
Expense			
51000 · Wages & Salaries	462,647	541,815	79,168
52000 · Taxes & Benefits	239,746	286,759	47,013
53000 · Materials & Supplies	71,559	65,700	(5,859)
54000 · Equipment costs	20,842	21,938	1,096
55000 · Contracted services	125,307	99,937	(25,369)
56000 · Resource development	36,960	31,336	(5,624)
57000 · Utilities	28,578	25,950	(2,628)
58000 · Other	83,224	37,575	(45,649)
61000 · Capital Activities	475,442	412,500	(62,942)
Total Expense	<u>1,544,304</u>	<u>1,523,509</u>	<u>(20,795)</u>
Change in Net Positin	<u><u>631,180</u></u>	<u><u>400,054</u></u>	<u><u>231,125</u></u>

**Foresthill Public Utility District
Monthly and Year to Date Report
As of February 28, 2018**

	Month to Date		Year to Date	
	Operating	Non-Operating	Operating	Non-Operating
Revenues:				
Water Charges	143,789		1,151,926	
Water Overages	(3,646)		104,841	
Water Charge Penalties	3,868		28,883	
Installations - Meter/Service Fees/Charges	-		3,750	
Service Charges & Reconnects	705		8,440	
Miscellaneous	1,504	30	12,163	9,785
Standby Charges	-	-		-
Water Transfer Income		-		-
Property Tax Revenue		71		53,315
Investment Income		(3,054)		10,324
Will Serve		-		42,136
Sugar Pine Surcharges		17,789		142,316
Repair & Replacement Surcharges		42,422		336,887
General Reserve Income		5,302		41,930
Assessment #2		-		-
Total Revenues	146,220	62,561	1,310,828	636,693
Expenditures:				
Source of Supply	3,769		40,970	
Pumping	2,155		15,298	
Treatment	17,723		136,342	
Transmission and Distribution	22,609		188,615	
Customer Service	28,390		235,886	
Regulatory Compliance	11,268		93,930	
Administration	11,445	-	126,294	-
Water Transfer costs	-	-		-
Sugar Pine Debt Service		-		25,367
Capital projects		100,981		512,058
Other outflows		-		-
Water Plant improvement		-		-
Total Expenditures	97,360	100,981	837,334	537,425
Revenue in excess/(deficit) of expenses	48,860	(38,420)	473,494	99,268

Foresthill Public Utility District
Monthly and Year to Date Report
As of March 31, 2018

	Month to Date		Year to Date	
	Operating	Non-Operating	Operating	Non-Operating
Revenues:				
Water Charges	143,603		1,295,528	
Water Overages	(2,956)		101,885	
Water Charge Penalties	3,315		32,198	
Installations - Meter/Service	750		4,500	
Fees/Charges	-		825	
Service Charges & Reconnects	2,218		10,658	
Miscellaneous	1,500	5	13,663	9,790
Standby Charges	-	-		-
Water Transfer Income		-		-
Property Tax Revenue		-		53,315
Investment Income		3,324		13,649
Will Serve		10,534		52,670
Sugar Pine Surcharges		17,832		160,147
Repair & Replacement Surcharges		42,524		379,411
General Reserve Income		5,315		47,245
Assessment #2		-		-
Total Revenues	148,430	79,534	1,459,257	716,227
Expenditures:				
Source of Supply	3,378		44,348	
Pumping	2,836		18,133	
Treatment	19,956		156,298	
Transmission and Distribution	30,203		218,818	
Customer Service	49,569		285,455	
Regulatory Compliance	16,961		110,890	
Administration	12,094	-	138,388	-
Water Transfer costs	-	-		-
Sugar Pine Debt Service		21,477		46,843
Capital projects		13,073		525,131
Other outflows		-		-
Water Plant improvement		-		-
Total Expenditures	134,996	34,549	972,330	571,974
Revenue in excess/(deficit) of expenses	13,433	44,985	486,927	144,253

**Foresthill Public Utility District
Fund Accounts
As of February 28, 2018**

	<u>7/1/2017</u>	<u>Received</u>	<u>Paid Out</u>	<u>Transfers</u>	<u>Balance</u>
General Fund - unspendable	6,218,768				6,218,768
General Fund - unrestricted	1,182,618	1,384,252	(837,334)		1,729,536
Debt Service Fund	556,619	142,316	(25,367)		673,568
Repair & Replacement Fund	1,234,157	336,887	(111,486)		1,459,558
District 2 Assistance	14,744	-			14,744
Capital Improvements	328,804	42,136	(400,572)		(29,632)
General Reserve	275,607	41,930			317,537
Total Fund balances	<u>9,811,317</u>	<u>1,947,521</u>	<u>(1,374,759)</u>	<u>-</u>	<u>10,384,079</u>

Item G6

**Foresthill Public Utility District
Fund Accounts
As of March 31, 2018**

	<u>7/1/2017</u>	<u>Received</u>	<u>Paid Out</u>	<u>Transfers</u>	<u>Balance</u>
General Fund - unspendable	6,218,768				6,218,768
General Fund - unrestricted	1,182,618	1,536,011	(972,330)		1,746,299
Debt Service Fund	556,619	160,147	(46,843)		669,923
Repair & Replacement Fund	1,234,157	379,411	(110,833)		1,502,735
District 2 Assistance	14,744	-			14,744
Capital Improvements	328,804	52,670	(414,298)		(32,824)
General Reserve	275,607	47,245			322,852
Total Fund balances	9,811,317	2,175,484	(1,544,304)	-	10,442,497

**Foresthill Public Utility District
Investment Policy Compliance
with Government Code Standards, and the Foresthill PUD Investment Plan Standards
As of February 28, 2018**

Current Portfolio Balance: \$ 3,772,377

Ca Government Code Section 53601	Govt Code Maximum %	District Maximum %	District Actual %	Complies
Bonds issued by the District		100.00%	0.00%	Yes
Federal Treasury notes, bonds, bills	100.00%	100.00%	0.00%	Yes
State/local agency bonds, etc	100.00%	100.00%	25.40%	Yes
Federal Agency Bonds	100.00%	100.00%	0.00%	Yes
Negotiable certificates of Deposit	30.00%	30.00%	28.74%	Yes
Local Agencies Investment Fund	100.00%	100.00%	24.01%	Yes
Medium Term Corporate Notes	30.00%	30.00%	5.96%	Yes
Money Market Funds	15.00%	15.00%	0.00%	Yes
Collateralized bank deposits	100.00%	100.00%	15.89%	Yes
Shares of Beneficial Interest	20.00%	15.00%	0.00%	Yes
Mortgage pass through security bonds	20.00%	20.00%	0.00%	Yes
Total			100.00%	

Balance by Maturity	Actual %	Actual \$
Range		
1 to 7 days	40%	1,493,029
8 to 180 days	12%	440,632
181 to 360 days	2%	62,271
1 to 2 years	10%	372,210
2 to 3 years	17%	628,285
3 to 4 years	15%	555,640
4 to 5 years	6%	220,309
Over 5 years	0%	
		3,772,377

**Foresthill Public Utility District
Investment Policy Compliance
with Government Code Standards, and the Foresthill PUD Investment Plan Standards
As of March 31, 2018**

Current Portfolio Balance: \$ 3,778,366

Ca Government Code Section 53601	Govt Code Maximum %	District Maximum %	District Actual %	Complies
Bonds issued by the District		100.00%	0.00%	Yes
Federal Treasury notes, bonds, bills	100.00%	100.00%	0.00%	Yes
State/local agency bonds, etc	100.00%	100.00%	25.35%	Yes
Federal Agency Bonds	100.00%	100.00%	0.00%	Yes
Negotiable certificates of Deposit	30.00%	30.00%	28.69%	Yes
Local Agencies Investment Fund	100.00%	100.00%	23.97%	Yes
Medium Term Corporate Notes	30.00%	30.00%	5.95%	Yes
Money Market Funds	15.00%	15.00%	0.13%	Yes
Collateralized bank deposits	100.00%	100.00%	15.90%	Yes
Shares of Beneficial Interest	20.00%	15.00%	0.00%	Yes
Mortgage pass through security bonds	20.00%	20.00%	0.00%	Yes
Total			100.00%	

Balance by Maturity	Actual %	Actual \$
Range		
1 to 7 days	40%	1,493,029
8 to 180 days	12%	440,429
181 to 360 days	3%	99,685
1 to 2 years	9%	341,000
2 to 3 years	17%	628,198
3 to 4 years	16%	605,725
4 to 5 years	5%	170,299
Over 5 years	0%	
		3,778,366

Foresthill PUD
Quality Analysis Report
2/28/2018

Item G8

Cusip	Rating	NAME	RATE	Trade Date	Settlement Date	Next Coupon	Maturity Date	Units	Discount or Premium	Book Value	Market Value	Unrealized Market Gain/Loss
Cash Accounts												
N/R		Wells Fargo Checking	0.100%					84,184.84		84,184.84	84,184.84	-
N/R		Umpqua Bank Savings	0.350%					503,011.69		503,011.69	503,011.69	-
N/R		Local Agency Investment Fund	1.390%					905,832.64		905,832.64	905,832.64	-
Agency/Treasury Bonds												
Municipal Bonds												
010047DQ8	A+	Akron, OH	3.500%	3/1/2016	3/4/2016	6/1/2018	12/1/2020	25,000.00	621.00	25,621.00	25,053.75	(567.25)
066616AD5	AA	Banning CA Red	1.895%	3/21/2017	3/24/2017	3/1/2018	9/1/2020	50,000.00		50,000.00	48,783.00	(1,217.00)
13017HAE6	A3	California Earthquake Auth Rev Bond	2.805%	12/17/2014	12/22/2014	7/1/2018	7/1/2019	21,000.00	-	21,000.00	20,963.88	(36.12)
171317JB7	A2	Chula Vista CA	4.750%	3/30/2017	4/4/2017	3/1/2018	9/1/2018	15,000.00	188.00	15,188.00	15,261.75	73.75
13063BFU1	AA3	State of CA General Obligation Bond	6.200%	2/27/2015	3/4/2015	3/1/2018	3/1/2019	30,000.00	1,210.00	31,210.00	31,096.20	(113.80)
167570QZ6	AA+	Chicago IL HSG	5.250%	5/13/2016	5/18/2016	8/20/2018	2/20/2020	20,000.00	-	20,000.00	20,428.00	428.00
34074GDH4	AA3	Florida Hurricane Cat Fund	2.995%	3/16/2016	3/21/2016	7/1/2018	7/1/2020	25,000.00	349.00	25,349.00	25,229.75	(119.25)
466826BZ6	A+	Jackson Cnty School Dist	2.200%	3/15/2016	3/18/2016	5/1/2018	11/1/2019	50,000.00		50,000.00	49,816.00	(184.00)
533883NH3	AA-	Lincoln, MI School Dist	2.250%	3/15/2016	4/12/2016	5/1/2018	5/1/2020	25,000.00		25,000.00	24,864.75	(135.25)
54465AGM8	AA3	LA County Redev	1.500%	11/28/2016	12/1/2016	3/1/2018	9/1/2021	150,000.00	(3,360.00)	146,640.00	142,737.00	(3,903.00)
672211BF5	AA3	Oakland/Alameda County	2.321%	4/22/2015	4/29/2015	8/1/2018	2/1/2019	50,000.00	-	50,000.00	49,992.00	(8.00)
695802MV7	A+	Pajaro Valley, CA	3.185%	2/26/2018	2/28/2018	8/1/2018	8/1/2022	45,000.00	309.00	45,309.00	44,894.25	(414.75)
783186NE5	AA3	Rutgers Univ NJ	3.896%	6/28/2016	6/30/2016	5/1/2018	5/1/2020	20,000.00	852.00	20,852.00	20,360.40	(491.60)
786107MA7	A-	Sacramento County	6.000%	3/30/2017	4/4/2017	7/1/2018	7/1/2018	10,000.00	151.00	10,151.00	10,157.00	6.00
79854WBD1	AA	San Luis AZ	2.400%	9/29/2017	10/3/2017	8/1/2018	7/1/2018	175,000.00	258.25	175,258.25	174,781.25	(477.00)
799427AJ8	AA3	San Ramon Valley CA USD JT	5.704%	9/29/2015	10/2/2015	5/1/2018	5/1/2020	20,000.00	1,463.00	21,463.00	20,819.40	(643.60)
914402T44	AA+	University System Maryland	2.000%	9/29/2017	10/3/2017	4/1/2018	4/1/2018	140,000.00	35.00	140,035.00	139,980.40	(54.60)
956454AY8	AA2	West Las Vegas Impt Dist	2.722%	1/30/2018	2/1/2018	8/1/2018	2/1/2021	85,000.00		85,000.00	84,403.30	(596.70)
Negotiable Certificates of Deposit												
02006LC27	CD	Ally Bank	1.050%	5/20/2016	5/26/2016	5/26/2018	5/29/2018	100,000.00		100,000.00	99,875.00	(125.00)
02587CFU9	CD	American Express Bank FSB	2.400%	8/25/2017	8/26/2017	3/1/2018	8/29/2022	100,000.00		100,000.00	98,284.00	(1,716.00)
02587DN38	CD	American Express Centurion Bank	2.450%	3/27/2017	4/5/2017	10/5/2017	4/5/2022	25,000.00		25,000.00	24,623.00	(377.00)
02587DU48	CD	American Express Centurion Bank	2.250%	5/30/2017	6/2/2017	6/2/2018	6/2/2021	54,000.00		54,000.00	53,269.92	(730.08)
02587DWK0	CD	American Express Bank SLC	2.200%	11/19/2014	11/28/2014	5/29/2018	11/29/2019	100,000.00		100,000.00	99,511.00	(489.00)
140420D49	CD	Capital One Bank	1.350%	8/23/2016	8/31/2016	8/28/2018	8/31/2020	50,000.00		50,000.00	48,594.00	(1,406.00)
140420D56	CD	Capital One Bank	1.600%	8/23/2016	8/31/2016	8/28/2018	8/31/2021	55,000.00		55,000.00	53,021.65	(1,978.35)
140420Z60	CD	Capital One Bank	2.400%	3/21/2017	3/29/2017	3/29/2018	3/29/2022	50,000.00		50,000.00	49,589.00	(411.00)
17284C6J8	CD	CIT Bank SLC	2.150%	12/12/2014	12/17/2014	6/17/2018	12/17/2019	50,000.00		50,000.00	49,871.50	(128.50)
38148JHB0	CD	Goldman Sachs Bank	2.200%	1/7/2015	1/14/2015	7/14/2018	1/14/2020	50,000.00		50,000.00	49,880.50	(119.50)
38148PKM8	CD	Goldman Sachs Bank	1.900%	5/30/2017	6/7/2017	6/8/2018	6/8/2020	50,000.00		50,000.00	49,436.00	(564.00)
795450K38	CD	Sallie Mae Bank	2.300%	1/30/2018	2/8/2018	8/10/2018	2/10/2020	50,000.00		50,000.00	49,940.00	(60.00)
87165HQS2	CD	Synchrony Bank	2.300%	2/16/2017	2/24/2017	8/24/2018	2/24/2022	100,000.00		100,000.00	98,874.00	(1,126.00)
949748W3	CD	Wells Fargo Bank	1.750%	6/10/2016	6/17/2016	3/18/2018	6/17/2021	50,000.00		50,000.00	48,557.00	(1,443.00)
99000NXW6	CD	Comenity Bank	2.400%	8/17/2015	8/26/2015	3/26/2018	8/26/2020	100,000.00		100,000.00	99,396.00	(604.00)
99000PDB9	CD	Comenity Bank	1.800%	3/29/2016	4/6/2016	3/6/2018	4/6/2021	100,000.00		100,000.00	97,176.00	(2,824.00)
Corporate Securities												
0258M0DT3	A2	American Express CR Corp	2.375%	3/1/2016	3/4/2016	5/26/2018	5/26/2020	25,000.00		25,000.00	24,731.75	(268.25)
037833AY6	AA1	Apple Inc	2.150%	3/21/2017	3/24/2017	2/9/2018	2/9/2022	25,000.00		25,000.00	24,265.50	(734.50)
06406HDF3	A1	Bank of NY Mellon	2.450%	3/1/2016	3/4/2016	5/27/2018	11/27/2020	25,000.00		25,000.00	24,681.00	(319.00)
166764AG5	AA2	Chevron Corp	2.427%	1/22/2016	1/27/2016	6/24/2018	6/24/2020	25,000.00	-	25,000.00	24,879.75	(120.25)
24422ETF6	A2	John Deere Cap Corp	2.550%	3/16/2016	3/21/2016	7/8/2018	1/8/2021	25,000.00	-	25,000.00	24,810.50	(189.50)
46625HXX4	A3	JP Morgan Chase	2.550%	1/22/2016	1/27/2016	10/29/2017	10/29/2020	25,000.00		25,000.00	24,765.00	(235.00)
822582BG6	AA1	Shell Int Fin	2.125%	1/22/2016	1/27/2016	5/11/2018	5/11/2020	25,000.00	-	25,000.00	24,690.75	(309.25)
91159HHP8	A1	US Bancorp	2.625%	3/21/2017	3/24/2017	7/24/2018	1/24/2022	25,000.00		25,000.00	24,622.00	(378.00)
94974BGR5	A2	Wells Fargo & Co	2.550%	1/22/2016	1/27/2016	6/7/2018	12/7/2020	25,000.00		25,000.00	24,696.00	(304.00)
	N/R	Wells Fargo Advisors Money Market	0.100%					2.88		2.88	2.88	-
Total Portfolio								2,265,002.88	2,076.25	2,267,079.13	2,241,665.78	(25,413.35)
Accrued Portfolio Interest								12,268.54		12,268.54	12,268.54	
Portfolio and Cash Accounts									2,076.25	3,772,376.84	3,746,963.49	(25,413.35)

Foresthill PUD
Quality Analysis Report
3/31/2018

Item G8

Cusip	Rating	NAME	RATE	Trade Date	Settlement Date	Next Coupon	Maturity Date	Units	Discount or Premium	Book Value	Market Value	Unrealized Market Gain/Loss
Cash Accounts												
N/R		Wells Fargo Checking	0.100%					84,184.84		84,184.84	84,184.84	-
N/R		Umpqua Bank Savings	0.350%					503,011.69		503,011.69	503,011.69	-
N/R		Local Agency Investment Fund	1.390%					905,832.64		905,832.64	905,832.64	-
Agency/Treasury Bonds												
Municipal Bonds												
010047DQ8	A+	Akron, OH	3.500%	3/1/2016	3/4/2016	6/1/2018	12/1/2020	25,000.00	601.00	25,601.00	25,050.25	(550.75)
066616AD5	AA	Banning CA Red	1.895%	3/21/2017	3/24/2017	9/1/2018	9/1/2020	50,000.00		50,000.00	48,825.00	(1,175.00)
13017HAE6	A3	California Earthquake Auth Rev Bond	2.805%	12/17/2014	12/22/2014	7/1/2018	7/1/2019	21,000.00	-	21,000.00	20,964.09	(35.91)
171317JB7	A2	Chula Vista CA	4.750%	3/30/2017	4/4/2017	9/1/2018	9/1/2018	15,000.00	148.00	15,148.00	15,201.90	53.90
13063BFU1	AA3	State of CA General Obligation Bond	6.200%	2/27/2015	3/4/2015	9/1/2018	3/1/2019	30,000.00	1,110.00	31,110.00	31,023.60	(86.40)
16757OZQ6	AA+	Chicago IL HSG	5.250%	5/13/2016	5/18/2016	8/20/2018	2/20/2020	20,000.00	-	20,000.00	20,415.80	415.80
34074GDH4	AA3	Florida Hurricane Cat Fund	2.995%	3/16/2016	3/21/2016	7/1/2018	7/1/2020	25,000.00	336.00	25,336.00	25,141.50	(194.50)
466826BZ6	A+	Jackson Cnty School Dist	2.200%	3/15/2016	3/18/2016	5/1/2018	11/1/2019	50,000.00		50,000.00	49,812.50	(187.50)
533883NH3	AA-	Lincoln, MI School Dist	2.250%	3/15/2016	4/12/2016	5/1/2018	5/1/2020	25,000.00		25,000.00	24,863.75	(136.25)
54465AGM8	AA3	LA County Redev	1.500%	11/28/2016	12/1/2016	9/1/2018	9/1/2021	150,000.00	(3,275.00)	146,725.00	143,175.00	(3,550.00)
672211BF5	AA3	Oakland/Alameda County	2.321%	4/22/2015	4/29/2015	8/1/2018	2/1/2019	50,000.00	-	50,000.00	49,982.50	(17.50)
695802MV7	A+	Pajaro Valley, CA	3.185%	2/26/2018	2/28/2018	8/1/2018	8/1/2022	45,000.00	299.00	45,299.00	45,042.75	(256.25)
783186NE5	AA3	Rutgers Univ NJ	3.896%	6/28/2016	6/30/2016	5/1/2018	5/1/2020	20,000.00	819.00	20,819.00	20,297.20	(521.80)
786107MA7	A-	Sacramento County	6.000%	3/30/2017	4/4/2017	7/1/2018	7/1/2018	10,000.00	111.00	10,111.00	10,110.80	(0.20)
79854WBD1	AA	San Luis AZ	2.400%	9/29/2017	10/3/2017	8/1/2018	7/1/2018	175,000.00	170.25	175,170.25	174,839.00	(331.25)
799427AJ8	AA3	San Ramon Valley CA USD JT	5.704%	9/29/2015	10/2/2015	5/1/2018	5/1/2020	20,000.00	1,442.00	21,442.00	20,774.60	(667.40)
914402T44	AA+	University System Maryland	2.000%	9/29/2017	10/3/2017	4/1/2018	4/1/2018	140,000.00	-	140,000.00	140,000.00	-
956454AY8	AA2	West Villages Impt Dist	2.722%	1/30/2018	2/1/2018	8/1/2018	2/1/2021	85,000.00		85,000.00	84,478.95	(521.05)
Negotiable Certificates of Deposit												
02006LC27	CD	Ally Bank	1.050%	5/20/2016	5/26/2016	5/26/2018	5/29/2018	100,000.00		100,000.00	99,917.00	(83.00)
02587CFU9	CD	American Express Bank FSB	2.400%	8/25/2017	8/26/2017	8/29/2018	8/29/2022	100,000.00		100,000.00	97,808.00	(2,192.00)
02587DN38	CD	American Express Centurion Bank	2.450%	3/27/2017	4/5/2017	10/5/2017	4/5/2022	25,000.00		25,000.00	24,503.50	(496.50)
02587DU48	CD	American Express Centurion Bank	2.250%	5/30/2017	6/2/2017	6/2/2018	6/2/2021	54,000.00		54,000.00	53,047.98	(952.02)
02587DWK0	CD	American Express Bank SLC	2.200%	11/19/2014	11/28/2014	5/29/2018	11/29/2019	100,000.00		100,000.00	99,369.00	(631.00)
140420D49	CD	Capital One Bank	1.350%	8/23/2016	8/31/2016	8/28/2018	8/31/2020	50,000.00		50,000.00	48,458.00	(1,542.00)
140420D56	CD	Capital One Bank	1.600%	8/23/2016	8/31/2016	8/28/2018	8/31/2021	55,000.00		55,000.00	52,811.00	(2,189.00)
140420Z60	CD	Capital One Bank	2.400%	3/21/2017	3/29/2017	9/29/2018	3/29/2022	50,000.00		50,000.00	49,377.00	(623.00)
17284C6J8	CD	CIT Bank SLC	2.150%	12/12/2014	12/17/2014	6/17/2018	12/17/2019	50,000.00		50,000.00	49,781.00	(219.00)
38148JHB0	CD	Goldman Sachs Bank	2.200%	1/7/2015	1/14/2015	7/14/2018	1/14/2020	50,000.00		50,000.00	49,783.50	(216.50)
38148PKM8	CD	Goldman Sachs Bank	1.900%	5/30/2017	6/7/2017	6/8/2018	6/8/2020	50,000.00		50,000.00	49,295.00	(705.00)
795450K38	CD	Sallie Mae Bank	2.300%	1/30/2018	2/8/2018	8/10/2018	2/10/2020	50,000.00		50,000.00	49,834.50	(165.50)
87165HQS2	CD	Synchrony Bank	2.300%	2/16/2017	2/24/2017	8/24/2018	2/24/2022	100,000.00		100,000.00	98,439.00	(1,561.00)
949748W3	CD	Wells Fargo Bank	1.750%	6/10/2016	6/17/2016	4/18/2018	6/17/2021	50,000.00		50,000.00	48,356.50	(1,643.50)
99000NXW6	CD	Comenity Bank	2.400%	8/17/2015	8/26/2015	4/26/2018	8/26/2020	100,000.00		100,000.00	99,185.00	(815.00)
99000PDB9	CD	Comenity Bank	1.800%	3/29/2016	4/6/2016	4/6/2018	4/6/2021	100,000.00		100,000.00	96,821.00	(3,179.00)
Corporate Securities												
0258M0DT3	A2	American Express CR Corp	2.375%	3/1/2016	3/4/2016	5/26/2018	5/26/2020	25,000.00		25,000.00	24,672.50	(327.50)
037833AY6	AA1	Apple Inc	2.150%	3/21/2017	3/24/2017	8/9/2018	2/9/2022	25,000.00		25,000.00	24,321.50	(678.50)
06406HDF3	A1	Bank of NY Mellon	2.450%	3/1/2016	3/4/2016	5/27/2018	11/27/2020	25,000.00		25,000.00	24,619.50	(380.50)
166764AG5	AA2	Chevron Corp	2.427%	1/22/2016	1/27/2016	6/24/2018	6/24/2020	25,000.00	-	25,000.00	24,864.75	(135.25)
24422ETF6	A2	John Deere Cap Corp	2.550%	3/16/2016	3/21/2016	7/8/2018	1/8/2021	25,000.00	-	25,000.00	24,770.50	(229.50)
46625HXX4	A3	JP Morgan Chase	2.550%	1/22/2016	1/27/2016	10/29/2017	10/29/2020	25,000.00		25,000.00	24,686.00	(314.00)
822582BG6	AA1	Shell Int Fin	2.125%	1/22/2016	1/27/2016	5/11/2018	5/11/2020	25,000.00	-	25,000.00	24,618.75	(381.25)
91159HHP8	A1	US Bancorp	2.625%	3/21/2017	3/24/2017	7/24/2018	1/24/2022	25,000.00		25,000.00	24,628.25	(371.75)
94974BGR5	A2	Wells Fargo & Co	2.550%	1/22/2016	1/27/2016	6/7/2018	12/7/2020	25,000.00		25,000.00	24,566.00	(434.00)
N/R		Wells Fargo Advisors Money Market	0.100%					5,082.79		5,082.79	5,082.79	-
Total Portfolio								2,270,082.79	1,761.25	2,271,844.04	2,243,616.71	(28,227.33)
Accrued Portfolio Interest								13,492.58		13,492.58	13,492.58	
Portfolio and Cash Accounts									1,761.25	3,778,365.79	3,750,138.46	(28,227.33)

Foresthill PUD
Activity Detail
2/01/18 to 2/28/18

<u>Transaction Date</u>	<u>Quantity</u>	<u>Description</u>	<u>Price</u>	<u>Amount</u> <u>Int Purch/Sold</u>	<u>Premium/Gain</u> <u>(Discount)/(Loss)</u>
Investment Portfolio - Wells Fargo Advisors					
2/1/2018	100,000.00	Habersham County GA	1.000	100,000.00	1,000.00
Bond matured		2.0% due 2/01/2018		1,000.00	
2/1/2018	580.25	Oakland/Alameda County	1.000	580.25	
Interest Received		2.2.321% due 2/01/2019			
2/6/2018	152.88	Commenity Bank	1.000	152.88	
Interest Received		1.8% due 4/06/2021			
2/9/2018	268.75	Apple, Inc.	1.000	268.75	
Interest Received		2.15% due 2/9/2022			
2/20/2018	525.00	Chigaco, IL	1.000	525.00	
Interest Received		5.25% due 2/20/2020			
2/20/2018	74.32	Wells Fargo Bank	1.000	74.32	
Interest Received		1.75% due 6/17/2021			
2/26/2018	1,159.45	Synchrony Bnk	1.000	1,159.45	
Interest Received		2.3% due 2/24/2022			
2/26/2018	203.84	Comenity Bank	1.000	203.84	
Interest Received		2.4% due 8/26/2020			
2/28/2018	436.38	Capital One Bank	1.000	436.38	
Interest Received		1.6% due 8/31/2021			
2/28/2018	334.73	Capital One Bank	1.000	334.73	

Interest Received		1.35% due 8/31/2020		
2/28/2018	1.43	Wells Fargo Advisors	1.000	1.43
Interest Received		Monthly interest		
Local Agency Investment Fund				
2/6/2018	75,000.00	Transfer from LAIF to Wells Fargo Checking	1.000	75,000.00
Transfer				
Wells Fargo Checking				
2/6/2018	20,147.00	Transfer from Wells Fargo checking	1.000	20,147.00
Transfer		to Local Agency Investment Fund		
2/28/2018	42,280.00	Transfer from Wells Fargo checking	1.000	42,280.00
Transfer		to Local Agency Investment Fund		

Foresthill PUD
Activity Detail
3/01/18 to 3/31/18

<u>Transaction Date</u>				<u>Amount</u>	<u>Premium/Gain</u>
<u>Transaction Type</u>	<u>Quantity</u>	<u>Description</u>	<u>Price</u>	<u>Int Purch/Sold</u>	<u>(Discount)/(Loss)</u>
Investment Portfolio - Wells Fargo Advisors					
3/1/2018	1,125.00	Los Angeles County	1.000	1,125.00	
Interest Received		1.50% due 9/01/2021			
3/1/2018	356.25	Chula Vista, CA	1.000	356.25	
Interest Received		4.75% due 9/01/2018			
3/1/2018	930.00	State of CA GOB	1.000	930.00	
Interest Received		6.20% due 3/01/2019			
3/1/2018	473.75	Banning, CA	1.000	473.75	
Interest Received		1.895% due 9/01/2020			
3/1/2018	1,209.86	American Express Bank	1.000	1,209.86	
Interest Received		2.40% due 8/29/2022			
3/6/2018	138.08	Commenity Bank	1.000	138.08	
Interest Received		1.8% due 4/06/2021			
3/19/2018	67.12	Wells Fargo Bank	1.000	67.12	
Interest Received		1.75% due 6/17/2021			
3/26/2018	184.11	Comenity Bank	1.000	184.11	
Interest Received		2.4% due 8/26/2020			
3/26/2018	595.07	Capital One Bank	1.000	595.07	
Interest Received		2.4% due 3/29/2022			
3/31/2018	0.67	Wells Fargo Advisors	1.000	0.67	

Interest Received

Monthly interest

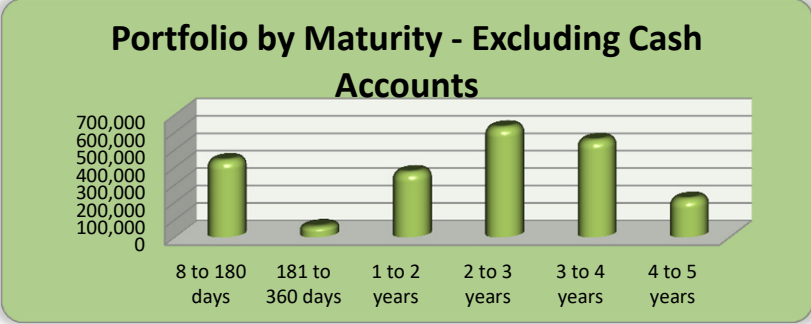
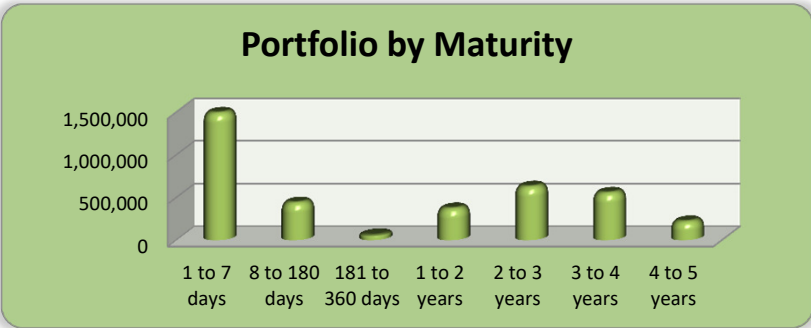
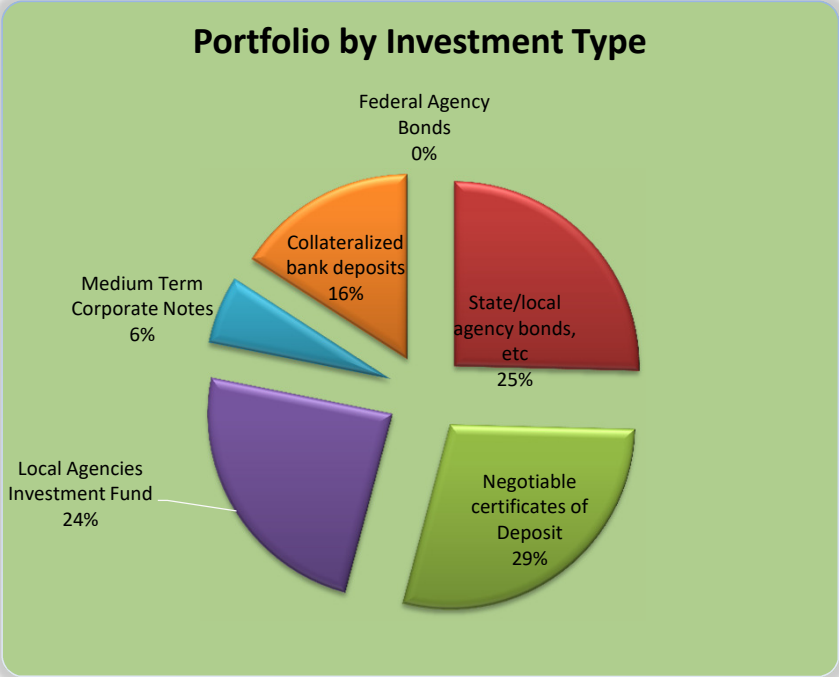
Local Agency Investment Fund

No Activity

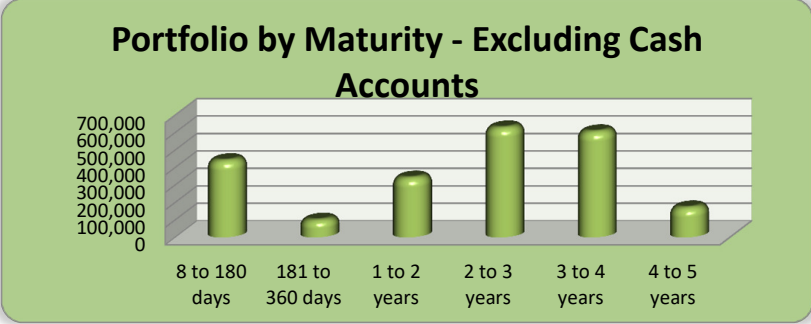
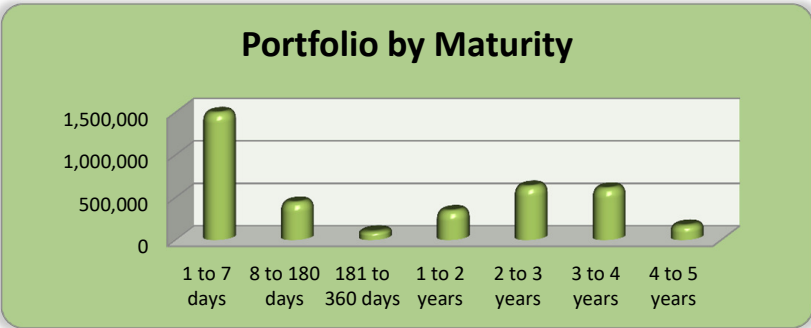
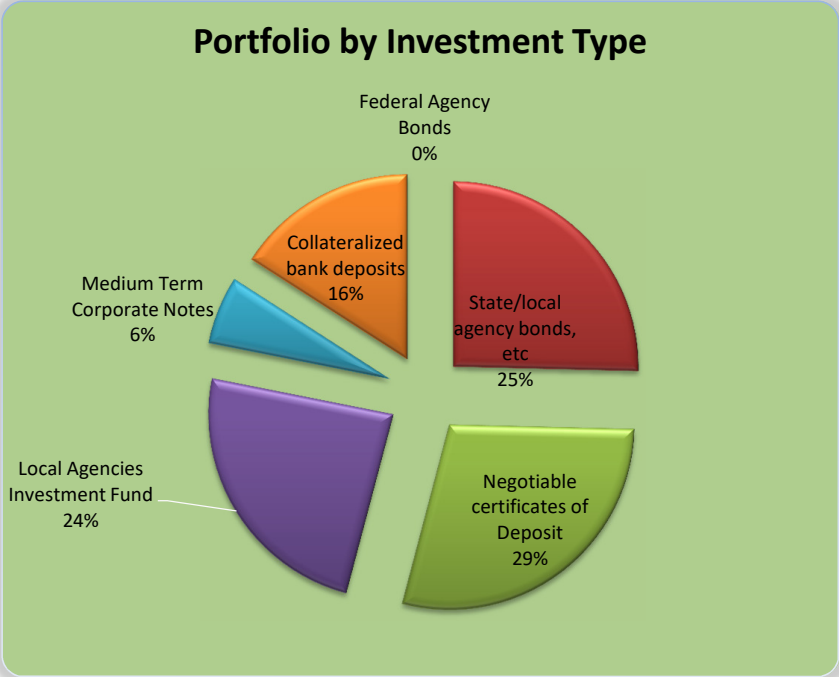
Wells Fargo Checking

No Activity

Foresthill PUD
Porfolio Graphically Presented
As of February 28, 2018



Foresthill PUD
Porfolio Graphically Presented
As of March 31, 2018





Item G11

Memorandum

To: Board of Directors
From: Henry N. White
Date: May 3, 2018
Subject: Amendment to Policy #3095 – Free Water Users

On April 8, 2015, the Board of Directors adopted Policy #3095 which provided policy direction to staff for water service to eleven services. The policy was revised on May 11, 2016 and is currently in effect.

Under the policy, water service to the Old Porter's Garage (205/1970 FIR0001) is activated annually on April 15. Foresthill Fire Protection District volunteers have approached the district and communicated that the April 15 activation date restricts their ability to prepare for the annual sale and preparation for Easter celebrations. The volunteers requested to change the activation date to March 15. The Foresthill Fire Protection District has agreed to pay for the additional month of service.

Staff recommends the policy be amended to allow for an annual activation date for the Old Porter's Garage water service of March 15.

A copy of Policy #3095 is attached to this memorandum. See page three for the proposed edit.

FORESTHILL PUBLIC UTILITY DISTRICT POLICY HANDBOOK

POLICY TITLE: FREE WATER USERS

POLICY NUMBER: 3095

In the past, a previous Board of Directors voted to allow the Foresthill Public Utility District to give water to twelve Free Water Users. On February 11 and March 11th, 2015 the current Board of Directors approved a new policy regarding these twelve Free Water Users which is detailed below. The following table shows the name of the meters and the account/meter numbers:

Foresthill PUD Park (Gazebo)	Account #205-2335/PUD0001
Beautification Meter (Church St.)	Account #205-2405-BEA0011
Beautification Meter (Soap St.)	Account #205-1938/BEA0018
Beautification Meter (Gold St.)	Account #205-2310/BEA0010
Beautification Meter (California St.)	Account #202-2245/BEA0009
Beautification Meter (Sebastian)	Account #205-2242-BEA0014
Foresthill Fire Protection Dist. (old Porter's Garage)	Account #205-1970/FIR0001
Foresthill PUD	Account #205-2320/FOR0002
Catholic Cemetery	Account #200-1002/CAT0001
Foresthill Community Cemetery	Account #270-0250-FOR0049
Foresthill Swimming Pool	Account #260-0540/FOR0065

This policy provides a mechanism to reduce the cost to the above list of accounts. The listed accounts may elect to activate at times other than the dates specified in the policy as long as the responsible party agrees to pay all activation and monthly charges effective with the beginning of the billing cycle in which the activation is requested.

Foresthill PUD Park, Account #205-2335/PUD0001

Meter is for the Foresthill Public Utility District Park area commonly known as the Gazebo. This is a 5/8 “ meter. It was recommended that the District purchase a manual water timer for the park. Replace lawn sprinklers with smaller sprinklers and check for leaks. Water will be turned on May 15th of each year and turned off October 15th of each year.

Beautification Meter (Church St.), Account #205-2405/BEA0011

Meter is located at a “beautification planter box” on the corner of Foresthill Rd. & Church St. and is currently maintained by volunteers. This is a 5/8” meter.

A monthly water allowance of 500 gallons at no charge will be provided; if usage exceeds 500 gallons per month, the user will be billed at the residential rate which includes 10,000 gallons. Usage over 10,000 gallons will be charged at the overage rate for this size meter. The monthly

bill should be sent to Placer County Public Works Department. Water will be turned on by the District on May 15th of each year and shut off on October 15th of each year at no charge to user. This meter must have a water timer, a flow restrictor and a lock on the meter box. FPUD and a designated volunteer will have a key and designated volunteer must sign a key issuance form with the FPUD. FPUD will not be responsible for the maintenance of the irrigation system or components beyond the meter.

Beautification Meter (Soap St.), Account #205-1938/BEA0018

Meter is located at a “beautification planter box” on the corner of Foresthill Rd. & Soap St. and is maintained by volunteers from the Foresthill Lions Club. This is a 5/8” meter.

A monthly water allowance of 500 gallons at no charge will be provided; if usage exceeds 500 gallons per month, the user will be billed at the residential rate which includes 10,000 gallons. Usage over 10,000 gallons will be charged at the overage rate for this size meter. The monthly bill should be sent to Placer County Public Works Department. Water will be turned on by the District on May 15th of each year and shut off on October 15th of each year at no charge to user. This meter must have a water timer, a flow restrictor and a lock on the meter box. FPUD and a designated volunteer will have a key and designated volunteer must sign a key issuance form with the FPUD. FPUD will not be responsible for the maintenance of the irrigation system or components beyond the meter.

Beautification Meter (Gold St.), Account #205-2310/BEA0010

Meter is located at a “beautification planter box” on the corner of Foresthill Rd. & Gold Street and is maintained by volunteers. This is a 1” meter and should be changed to a 5/8” meter.

A monthly water allowance of 500 gallons at no charge will be provided; if usage exceeds 500 gallons per month, the user will be billed at the residential rate which includes 10,000 gallons. Usage over 10,000 gallons will be charged at the overage rate for this size meter. The monthly bill should be sent to Placer County Public Works Department. Water will be turned on by the District on May 15th of each year and shut off on October 15th of each year at no charge to user. This meter must have a water timer, a flow restrictor and a lock on the meter box. FPUD and a designated volunteer will have a key and designated volunteer must sign a key issuance form with the FPUD. FPUD will not be responsible for the maintenance of the irrigation system or components beyond the meter.

Beautification Meter (California St.), Account #202-2245/BEA0009

Meter is located at a “beautification planter box” on the corner of Foresthill Rd. & California St. and is maintained by volunteers from the Foresthill Lions Club. This is a 5/8” meter.

A monthly water allowance of 500 gallons at no charge will be provided; if usage exceeds 500 gallons per month, the user will be billed at the residential rate which includes 10,000 gallons. Usage over 10,000 gallons will be charged at the overage rate for this size meter. The monthly bill should be sent to Placer County Public Works Department. Water will be turned on by the District on May 15th of each year and shut off on October 15th of each year at no charge to user. This meter must have a water timer, a flow restrictor and a lock on the meter box. FPUD and a designated volunteer will have a key and designated volunteer must sign a key issuance form with

the FPUD. FPUD will not be responsible for the maintenance of the irrigation system or components beyond the meter.

Beautification Meter (Sebastian), Account #205-2242-BEA0014

Meter is located at a “beautification planter box and bed” between Main St. & Foresthill Rd. across from Pizza Place and is maintained by Sebastian Telephone. There is one 5/8“ meter at this location.

A monthly water allowance of 500 gallons at no charge will be provided; if usage exceeds 500 gallons per month, the user will be billed at the residential rate which includes 10,000 gallons. Usage over 10,000 gallons will be charged at the overage rate for this size meter. The monthly bill should be sent to Placer County Public Works Department. Water will be turned on by the District on May 15th of each year and shut off on October 15th of each year at no charge to user. This meter must have a water timer, a flow restrictor and a lock on the meter box. FPUD and a designated volunteer will have a key and designated volunteer must sign a key issuance form with the FPUD. FPUD will not be responsible for the maintenance of the irrigation system or components beyond the meter.

Foresthill Fire Protection Dist. (old Porter’s Garage), Account #205-1970/FIR0001

Meter is located on Foresthill Fire Protection Dist. property at the old Porter’s Garage building. This is a 5/8” meter.

Water will be turned on ~~April~~ March 15th and turned off August 15th of each year at no charge to the user. User will be billed monthly for these months at the commercial rate for this size meter. Normal overage charges will apply. The monthly bill should be sent to Foresthill Fire Protection District.

Foresthill PUD, Account #205-2320/FOR0002 The FPUD office does not pay a water bill to itself. Water ratepayer expense is waived.

Catholic Cemetery, Account #200-1002/CAT0001

Meter is located at property belonging to Roman Catholic Bishop of Sacramento St. Joseph’s Church.–Volunteers currently manage the property.

Water is needed for settling soil after burial services for newly back filled graves. The District will turn water meter on leaving it on for two days and then turn off at no charge to the user, (this will require a minimum of 48 hours prior notification by the user). If the cemetery desires water at any other time, they will be responsible for the full monthly payment of the commercial ratepayer fee for this size meter; normal overage charges will apply. Once they start paying for a residential ratepayer fee – the water stays on and they will continue to pay each month. Bills should be sent to Roman Catholic Bishop of Sacramento St. Joseph’s Church.

Foresthill Community Cemetery, Account #270-0250-FOR0049

Meter is located at property belonging to the Foresthill Community Cemetery on Church St.

Water is needed for settling soil after burial services for newly back filled graves. The District

will turn water meter on leaving it on for two days and then turn off at no charge to the user, (this will require a minimum of 48 hours prior notification by the user). If the cemetery desires water at any other time, they will be responsible for the full monthly payment of the residential ratepayer fee for this size meter; normal overage charges will apply. Once they start paying for a residential ratepayer fee – the water stays on and they will continue to pay each month. Bills should be sent to Foresthill Community Cemetery.

Foresthill Swimming Pool, Account #260-0540/FOR0065

Meter is located adjacent to the northwest corner of the old PCWA property on Harrison St. and is used to provide water to the Foresthill Swimming Pool. This is a 5/8” meter.

Water will be turned on April 15th and turned off October 15th of each year at no charge to user. User will be billed monthly for these months at the commercial rate for this size meter Normal overage charges will apply. The monthly bill should be sent to Foresthill Swimming Pool.

RESOLUTION 2018-03

RESOLUTION OF THE BOARD OF DIRECTORS OF THE FORESTHILL PUBLIC UTILITY DISTRICT DECLARING AN ELECTION BE HELD IN ITS JURISDICTION; REQUESTING THE BOARD OF SUPERVISORS TO CONSOLIDATE THIS ELECTION WITH ANY OTHER ELECTION CONDUCTED ON SAID DATE; AND REQUESTING ELECTION SERVICES BY THE COUNTY CLERK

WHEREAS, the Foresthill Public Utility District Governing Body orders an election to be held in its jurisdiction on November 6, 2018; at which election the issue to be presented to the voters shall be:

NOMINATION OF CANDIDATES FOR THE GOVERNING BODY

1. Said election shall be to fill a vacancy for the following Board Members whose terms will expire;

<u>Incumbent's Name</u>	<u>Division Number (if applicable)</u>	<u>Regular/Short Term</u>
Patricia Ann Wade	N/A	Regular
Neil Cochran	N/A	Regular
Mark Bell	N/A	Regular

2. Said Directors for this District are elected in the following manner: **AT LARGE**
3. Said District has determined the following election particulars:
 - The length of the Candidate Statement shall not exceed 200 words
 - The cost of the Candidate Statement shall be paid by the Candidate
4. Said District does not request a measure to be decided at this election
5. Said District has determined the following election particulars:
 - In the case of a tie vote, the election shall be determined by **LOT**.
 - The County Clerk is **requested** to provide election services and the District agrees that all applicable costs will be paid for by the District
6. The District hereby certifies that there have been no District boundary changes since the last election, but the District understands that the Placer County Public Works Mapping Division will verify the District boundary lines prior to the election

NOW, THEREFORE, BE IT RESOLVED by the Board of Directors of the Foresthill Public Utility District that the Board of Supervisors of the County of Placer is hereby requested to:

1. Consolidate the election with any other applicable election conducted on the same day;
2. Authorize and direct the County Clerk, at Governing Body expense, to provide all necessary election services;

3. This Resolution shall be considered a Notice of Election and Specification of Election Order if applicable.

THE FOREGOING RESOLUTION WAS DULY PASSED AND ADOPTED by the Board of Directors of the Foresthill Public Utility District on May 9, 2018 by the following vote:

AYES:

NOES:

ABSENT:

Signed and approved by me after its passage this 9th day of May, 2018:

Helen Rogers West, President of the Board of Directors

ATTEST: _____
Henry N. White, Clerk and Ex-Officio Secretary of the Board

(Seal)

NOTICE OF VACANCIES

To: Placer County Clerk-Registrar, Office of Elections

From: **Foresthill Public Utility District**

Pursuant to Elections Code Section 10509, please be advised of the following:

- 1. The District has three Director seats facing election. The names of the incumbents are listed below:

<u>Incumbent's Name</u>	<u>Division Number</u>	<u>Regular/Short Term</u>
Patricia Ann Wade	N/A	Regular
Neil Cochran	N/A	Regular
Mark Bell	N/A	Regular

- 2. The regular terms will expire on the first Friday of December 2018
- 3. The length of the Candidate Statement shall not exceed 200 words. The cost of the Candidate Statement shall be paid by the Candidate. In the case of a tie vote, the election shall be determined by lot.
- 4. The district hereby certifies that there have been no District boundary changes since our last election, but the District understands that the Placer County Mapping Division will verify our District boundary lines prior to the election.
- 5. The County Clerk is requested to provide election services

Henry N. White, Clerk and Ex-Officio Secretary of the Board

(Seal)