

FORESTHILL PUBLIC UTILITY DISTRICT

AGENDA

Regular Business Meeting of the
FORESTHILL PUBLIC UTILITY DISTRICT BOARD OF DIRECTORS
Foresthill Elementary School, 24750 Main Street, Foresthill, CA 95631
www.foresthillpud.com

Thursday	October 12, 2023	3:00 P.M.
----------	------------------	-----------

A. CALL TO ORDER: 3:00 PM

B. OPEN SESSION - ROLL CALL:

_____ President Jane Stahler
_____ Vice President Mark Bell
_____ Treasurer Ron Thompson
_____ Director Roger Pruett
_____ Director Peter Kappelhof

C. PLEDGE OF ALLEGIANCE

D. PUBLIC COMMENT:

- Members of the public may provide comments to the Board on items not on the agenda. We welcome and encourage your comments as the Board takes them into consideration in our deliberations.
- Speakers are limited to a maximum of three minutes.
- The Board may not respond to, discuss, or engage in any type of dialog regarding any public comment; however, the President may direct questions to staff for a later response or future consideration by the Board.
- Appropriate and respectful language and behavior is vital to the functioning of a public meeting. We ask Board, staff, and members of the public to speak courteously and respectfully. Therefore, the Board prohibits disruptive behavior.

E. CLOSED SESSION:

1. Conference with real property negotiators (Gov't Code Section 54956.8). Property: Up to 2,000 acre feet of stored Sugar Pine Reservoir water; District Negotiators: Jane Stahler and Henry N. White; Negotiating Parties: Prospective water users in the American River Basin, Central Valley or elsewhere in the federal Central Valley Project or State Water Project service areas, including but not limited to; U.S. Bureau of Reclamation, City of Folsom, City of Sacramento, Carmichael Water District, San Juan Water District, Sacramento Suburban Water District, San Luis and Delta-Mendota Water Authority and member agencies (e.g. Westlands Water District), State Water Contractors and member agencies (e.g. Santa Clara Valley Water District); Under Negotiation: Price and terms of payment for the sale of surplus stored water from Sugar Pine Reservoir
2. Public employee performance evaluation, Government Code Section 54957(b), Title: General Manager

F. OPEN SESSION - ROLL CALL (Starting at 6:00 PM):

_____ President Jane Stahler
_____ Vice President Mark Bell
_____ Treasurer Ron Thompson
_____ Director Roger Pruett
_____ Director Peter Kappelhof

G. ANNOUNCEMENT FROM CLOSED SESSION:

H. PUBLIC COMMENT:

- Members of the public may provide comments to the Board on items not on the agenda. We welcome and encourage your comments as the Board takes them into consideration in our deliberations.
- Speakers are limited to a maximum of three minutes.
- The Board may not respond to, discuss, or engage in any type of dialog regarding any public comment; however, the President may direct questions to staff for a later response or future consideration by the Board.
- Appropriate and respectful language and behavior is vital to the functioning of a public meeting. We ask Board, staff, and members of the public to speak courteously and respectfully. Therefore, the Board prohibits disruptive behavior.

I. CONSENT AGENDA: All items listed under the Consent Agenda are considered to be routine in nature and may be approved by one motion

1. Approval of August 10, 2023 Regular Board Meeting minutes and August 17, 2023 Special Board Meeting minutes
2. Receive and file combined financial report for June and July 2023

J. ACTION ITEMS:

1. Authorize the Clerk to the Board to file a Notice of Completion for the 2019 Foresthill Road Pipeline Replacement Project with Flowline Construction, Inc.
Recommended Action: Authorize Clerk to file Notice of Completion
Public comment:

K. DISCUSSION ITEMS:

1. General Manager Report
2. Remarks/reports by Directors

L. ADJOURNMENT

In accordance with Government Code Section 54954.2(a) this notice and agenda were posted in the District's front window at the Foresthill Public Utility District office, 24540 Main Street, Foresthill, CA 95631 on or before 4:30 PM., October 5, 2023.

In compliance with the Americans with Disabilities Act, if you need special assistance to participate in this meeting, please contact the General Manager at (530)367-2511. Notification 48 hours prior to the meeting will enable the District to make reasonable arrangements to ensure accessibility to this meeting.

Henry N. White, Board Clerk & Ex-Officio Secretary

FORESTHILL PUBLIC UTILITY DISTRICT

MINUTES

Regular Business Meeting of the
FORESTHILL PUBLIC UTILITY DISTRICT BOARD OF DIRECTORS
Foresthill Elementary School, 24750 Main Street, Foresthill, CA 95631
www.foresthillpud.com

Thursday	August 10, 2023	3:00 P.M.
----------	-----------------	-----------

A. CALL TO ORDER: 3:00 PM *President Stahler called the meeting to order at 3:08 PM*

B. OPEN SESSION - ROLL CALL:

_____ President Jane Stahler	<i>Present</i>
_____ Vice President Mark Bell	<i>Present</i>
_____ Treasurer Ron Thompson	<i>Present</i>
_____ Director Roger Pruett	<i>Present</i>
_____ Director Peter Kappelhof	<i>Present</i>

C. PLEDGE OF ALLEGIANCE *President Stahler led the Pledge of Allegiance.*

D. PUBLIC COMMENT:

- Members of the public may provide comments to the Board on items not on the agenda. We welcome and encourage your comments as the Board takes them into consideration in our deliberations.
- Speakers are limited to a maximum of three minutes.
- The Board may not respond to, discuss, or engage in any type of dialog regarding any public comment; however, the President may direct questions to staff for a later response or future consideration by the Board.
- Appropriate and respectful language and behavior is vital to the functioning of a public meeting. We ask Board, staff, and members of the public to speak courteously and respectfully. Therefore, the Board prohibits disruptive behavior.

No public comments were offered.

E. CLOSED SESSION:

1. Conference with Legal Counsel – Existing Litigation Subdivision (a) of Government Code Section 54956.9. Name of Case: Miner’s Camp vs. Foresthill Public Utility District
2. Public employee performance evaluation, Government Code Section 54957(b), Title: General Manager

F. OPEN SESSION - ROLL CALL (Starting at 6:00 PM): *President Stahler called the meeting to order at 6:02 PM*

_____ President Jane Stahler	<i>Present</i>
_____ Vice President Mark Bell	<i>Present</i>
_____ Treasurer Ron Thompson	<i>Present</i>

____ Director Roger Pruett
____ Director Peter Kappelhof

Present
Present

G. ANNOUNCEMENT FROM CLOSED SESSION: *President Stahler announced that no reportable action was taken during closed session.*

H. PUBLIC COMMENT:

- Members of the public may provide comments to the Board on items not on the agenda. We welcome and encourage your comments as the Board takes them into consideration in our deliberations.
- Speakers are limited to a maximum of three minutes.
- The Board may not respond to, discuss, or engage in any type of dialog regarding any public comment; however, the President may direct questions to staff for a later response or future consideration by the Board.
- Appropriate and respectful language and behavior is vital to the functioning of a public meeting. We ask Board, staff, and members of the public to speak courteously and respectfully. Therefore, the Board prohibits disruptive behavior.

The Board received public comments and those comments will be taken into consideration.

I. CONSENT AGENDA: All items listed under the Consent Agenda are considered to be routine in nature and may be approved by one motion

1. Approval of ~~June 8, 2023~~ July 13, 2023 Regular Board Meeting Minutes
2. Receive and file combined financial report for April 2023
3. Receive and file combined financial report for May 2023

Board Action: *Vice President Bell made a motion to approve the consent agenda. The motion was seconded by Treasurer Thompson and after a roll call vote, the motion carried unanimously (5 - 0).*

J. ACTION ITEMS:

1. Calendar date for special meeting in August to review General Manager evaluation form
Recommended Action: Select date for meeting
Public comment:

Board Action: *President Stahler announced the Board will participate in a special closed meeting on August 17, 2023 at 3:00 PM to discuss the evaluation form for the General Manager.*

2. Calendar date for special meeting in September to discuss district policy updates
Recommended Action:
Public comment:

Board Action: *President Stahler called for Board members to submit available dates in September to discuss policy updates.*

Board Action: *Vice President Bell made a motion to table the item until next calendar year. The motion was seconded by Director Kappelhof and failed 3-2 with President Stahler, Treasurer Thompson and Director Pruett voting no.*

Board Action: *President Stahler made a motion to call for dates for a meeting in October to discuss policy updates and for the directors to submit dates for the meeting by August 16, 2023. The motion was seconded by Director Pruett and passed 4-1 with Director Kappelhof voting no.*

K. DISCUSSION ITEMS:

1. General Manager Report - *Received*
2. Remarks/reports by Directors - *Received*

L. ADJOURNMENT *At approximately 8:00 PM, Vice President Bell made a motion to adjourn the meeting. The motion was seconded by Treasurer Thompson and carried unanimously (5-0).*

Submitted by:

Attest:

Jane Stahler, Board President

Henry N. White, Clerk and Ex-Officio Secretary

FORESTHILL PUBLIC UTILITY DISTRICT

MINUTES

Special Meeting of the
FORESTHILL PUBLIC UTILITY DISTRICT BOARD OF DIRECTORS
 Foresthill Elementary School, 24750 Main Street, Foresthill, CA 95631
www.foresthillpud.com

Thursday	August 17, 2023	3:00 P.M.
----------	-----------------	-----------

A. CALL TO ORDER: 3:00 PM *President Stahler called the meeting to order at 3:11 PM.*

B. OPEN SESSION - ROLL CALL:

_____ President Jane Stahler	<i>Present</i>
_____ Vice President Mark Bell	<i>Present</i>
_____ Treasurer Ron Thompson	<i>Present</i>
_____ Director Roger Pruett	<i>Present</i>
_____ Director Peter Kappelhof	<i>Present</i>

C. PLEDGE OF ALLEGIANCE *President Stahler led the Pledge of Allegiance*

D. PUBLIC COMMENT:

- Members of the public may provide comments to the Board on items not on the agenda. We welcome and encourage your comments as the Board takes them into consideration in our deliberations.
- Speakers are limited to a maximum of three minutes.
- The Board may not respond to, discuss, or engage in any type of dialog regarding any public comment; however, the President may direct questions to staff for a later response or future consideration by the Board.
- Appropriate and respectful language and behavior is vital to the functioning of a public meeting. We ask Board, staff, and members of the public to speak courteously and respectfully. Therefore, the Board prohibits disruptive behavior.

Public comment made available, but none were provided. No public in attendance.

E. CLOSED SESSION:

1. Public employee performance evaluation, Government Code Section 54957(b), Title: General Manager

F. ANNOUNCEMENT FROM CLOSED SESSION: *Board discussed updating GM evaluation Form*

G. ADJOURNMENT *Motion to adjourn by Director Kappelhof, second by Director Pruett. 5/0 vote passed motion. Meeting adjourned at 5:03 PM.*

Submitted by:

Attest:

Jane Stahler, Board President

Henry N. White, Clerk and Ex-Officio Secretary

DRAFT

Foresthill Public Utility District
Statement of Net Position
June 30, 2023

item I 2

	Jun 30, 2023
ASSETS	
Current Assets	
Checking/Savings	
10110 · Cash on Hand	250
10120 · Wells Fargo Checking	400,389
10510 · Local Agency Investment Fund	307,230
10512 · Umpqua Savings account	7,025
10519 · Wells Fargo Adv - Money Mrkt	184
10520 · Wells Fargo Adv - Face Value	5,290,000
	6,005,078
Accounts Receivable	363,101
Other Current Assets	(65,525)
	6,302,654
Fixed Assets	11,109,700
Other Assets	372,205
	17,784,558
	17,784,558
LIABILITIES & NET POSITION	
Liabilities	
Current Liabilities	
Accounts Payable	5,558
Other Current Liabilities	254,237
	259,795
Long Term Liabilities	1,073,898
	1,333,693
Net Position	16,450,865
	17,784,558
	17,784,558

Foresthill Public Utility District

Budget vs. Actual

For the 12 Months Ended June 30, 2023

	<u>Jul '22 - Jun 23</u>	<u>Budget</u>	<u>\$ Over Budget</u>
Ordinary Income/Expense			
Income			
41100 · Consumption Billed	553,237	500,000	53,237
41150 · Base rate - Residential	1,910,757	1,800,000	110,757
41200 · Base rate - Commercial	218,006	200,000	18,006
42300 · Meter Installation	4,289	6,000	(1,711)
42320 · Will Serve	42,136		
42330 · Line Tap	825		
49200 · Interest - LAIF	10,733		
49210 · Interest - Taxes	2,982		
49220 · Portfolio Income	23,858	50,000	(26,142)
49251 · Interest - Umpqua Bank	16		
49300 · Property Tax Revenues	130,362	118,000	12,362
49310 · Home Owner Prop Tax exemption	326		
49510 · Water Charges Penalties	0	10,000	(10,000)
49520 · Service Charges & Reconnect	22,885	15,000	7,885
49906 · Wildfire water sales	(1,024)		
49930 · Grant Income	1,201,900	1,500,000	(298,100)
Total Income	<u>4,121,288</u>	<u>4,199,000</u>	<u>(77,712)</u>
Expense			
51000 · Wages & Salaries	786,119	849,635	(63,516)
52000 · Taxes & Benefits	412,856	483,629	(70,773)
53000 · Materials & Supplies	129,124	108,700	20,424
54000 · Equipment costs	51,065	54,504	(3,439)
55000 · Contracted services	215,847	137,600	78,247
55001 · Professional Fees	121,466	75,000	46,466
56000 · Resource development	75,618	65,225	10,393
57000 · Utilities	66,010	64,000	2,010
58000 · Regulatory and General	227,157	130,047	97,110
60400 · Bank Service Charges	167		
61000 · Capital Activities	2,048,677	1,500,000	548,677
62400 · Depreciation Expense	387,251		
Total Expense	<u>4,521,357</u>	<u>3,468,340</u>	<u>1,053,017</u>
Net Ordinary Income	<u>(400,069)</u>	<u>730,660</u>	<u>(1,130,729)</u>
Net Income	<u><u>(400,069)</u></u>	<u><u>730,660</u></u>	<u><u>(1,130,729)</u></u>

	<u>6/30/2023</u>	<u>Budget</u>	<u>Variance</u>
Expenditures by Department			
Source of Supply	21,657	45,713	(24,056)
Pumping	24,521	44,089	(19,568)
Treatment	465,560	394,707	70,853
Distribution	478,020	366,396	111,624
Customer Service	348,671	504,205	(155,534)
Regulatory compliance	383,537	308,236	75,301
Management and Administration	334,359	304,994	29,365
Capital Activities	2,048,677	1,500,000	548,677
Debt Service	28,929		28,929
Depreciation	387,251		387,251
Water Transfer	187		187
Total Expense *	<u>4,521,369</u>	<u>3,468,340</u>	<u>1,053,029</u>

Fund Balances

	<u>7/1/2022</u>	<u>Received</u>	<u>Paid Out</u>	<u>Transfers</u>	<u>Balance</u>
General Fund - unspendable	8,497,516			2,435,928	10,933,444
General Fund - unrestricted	3,662,300	2,877,252	2,472,680	(3,115,246)	951,626
					-
Operating reserves	1,152,752	-	-	-	1,152,752
					-
Debt service reserves	337,365	-	-	-	337,365
					-
Capital reserves	552,322	1,244,036	2,048,677	679,319	427,000
					-
Emergency reserves	600,000				600,000
					-
Total Fund balances	<u>14,802,255</u>	<u>4,121,288</u>	<u>4,521,357</u>	<u>0</u>	<u>14,402,186</u> **

* This budget includes Debt Service

** Does not match Net Position because as part of year end procedures, assets were moved into fixed asset.

Foresthill Public Utility District
Cash Disbursements Register
June 2023

Date	Num	Name	Memo	Paid Amount
Jun 23				
06/06/2023	33401	Auburn Area Answering Service	Answering service	-143.88
06/06/2023	33402	Bureau of Reclamation	Restoration fee May 2023	-2,020.20
06/06/2023	33403	Cranmer Engineering, Inc.	water quality, samples	-883.50
06/06/2023	33404	Ferguson Enterprises Inc.	meter install, Green Ridge repair	-1,519.42
06/06/2023	33405	Grant Hardware, Inc.	acct #3672511- supplies	-334.48
06/06/2023	33406	Home Depot Credit Services	Statement date 05212023 dist su...	-39.66
06/06/2023	33407	Inland Business Systems	overage charges 04272023- 0526...	-26.18
06/06/2023	33408	Kronick, Moskovitz, et al	Legal Services	-4,075.00
06/06/2023	33409	Mutual of Omaha	EE AD&D Bill Group 0001	-492.83
06/06/2023	33410	Placer County Engineering and Surveying	Inspections	-71.33
06/06/2023	33411	Postmaster	Annual Post office box rental 070...	-78.00
06/06/2023	33412	Recology Auburn Placer	Trash	-69.02
06/06/2023	33413	Sebastian	June 2023	-591.14
06/06/2023	33414	Sierra Mini Mart, Inc.	gasoline	-267.98
06/06/2023	33415	Special District Risk Mngnt Authority	23-24 Worker's comp insurance	-19,495.29
06/06/2023	33416	Streamline	Web hosting 06012023 though 05...	-2,400.00
06/06/2023	33417	USA Blue Book	Cust #70441. Replace C12 clamps	-4,667.31
06/06/2023	33418	Vision Quest Information Solutions, Inc.	IT Service July 2023	-1,443.67
06/06/2023	33419	waterTALENT, LLC	temp labor week end 05282023	-5,200.00
06/06/2023	33420	West Landscape Maintenance	park landscape maintenance	-120.00
06/06/2023	33421	Placer County , Personnel	May & June dental	-1,236.76
06/13/2023	33422	Infosend	Utility Billing May 2023	-1,393.20
06/13/2023	33423	LSL CPAs & Assoc.	accounting assistance May 2023	-11,446.25
06/13/2023	33424	Pace Supply	distribution parts	-488.27
06/13/2023	33425	Thatcher Company, Inc.	chlorine	-6,145.88
06/13/2023	33426	waterTALENT, LLC	temp labor week ending 6/4/23	-4,842.50
06/20/2023	33427	Brenntag Pacific, Inc.	Lime for WTP	-2,284.42
06/20/2023	33428	Ferguson Enterprises Inc.	cust #414764 Green Ridge Repair	-779.78
06/20/2023	33429	Foresthill Valero	May 2023 fuel	-1,085.43
06/20/2023	33430	Gold Country Fire Protection	fire extinguisher service	-279.03
06/20/2023	33431	Humana Insurance Co	July23 Retiree Health Ins 970895...	-641.59
06/20/2023	33432	Itron, Inc.	Quarterly dues for auto reading m...	-879.74
06/20/2023	33433	Kronick, Moskovitz, et al	legal fees	-6,854.05
06/20/2023	33434	Pacific Gas & Electric	June WTP, Pump station	-2,743.47
06/20/2023	33435	Peterson Brustad, Inc.	Sierra View Lane Project	-530.25
06/20/2023	33436	Placer County , Personnel	July 23 dental	-494.65
06/20/2023	33437	Verizon Wireless	342008685-00002 cell phone 5/7-...	-49.81
06/20/2023	33438	waterTALENT, LLC	temp labor week ending 6/11/23	-5,200.00
06/27/2023	33439	Keenan & Associates	July 2023 employee health insur...	-13,240.50
06/27/2023	33440	MidAmerica Admin & Ret Solutions, Inc.	Quarter 1 2023 Retiree Health	-213.00
06/27/2023	33441	Mountain Counties Water Resources Assoc	FY 23/24 Membership Dues	-5,221.35
06/27/2023	33442	Mutual of Omaha	EE AD&D	-492.83
06/27/2023	33443	Pacific Gas & Electric	Sugar Pine Dam Power	-264.37
06/27/2023	33444	Robinson Sand & Gravel	Smoke Tree Leak	-1,041.52
06/27/2023	33445	Special District Risk Mngnt Authority	Member #7061 Prop/Liab Packag...	-117,562.41
06/27/2023	33446	United Healthcare	Retiree insurance	-245.00
06/27/2023	33447	USA Blue Book	Op supplies	-693.78
06/27/2023	33448	waterTALENT, LLC	Temp Labor week ending 6/18/20...	-4,810.00
06/27/2023	33449	Keenan & Associates	EE medical insurance 062023	-10,989.97
Jun 23				-246,088.70

Foresthill Public Utility District
Investment Policy Compliance
with Government Code Standards, and the Foresthill PUD Investment Plan Standards
As of June 30, 2023

Current Portfolio Balance: \$ 5,813,426

Ca Government Code Section 53601	Govt Code Maximum %	District Maximum %	District Actual %	Complies
Bonds issued by the District		100.00%	0.00%	Yes
Federal Treasury notes, bonds, bills	100.00%	100.00%	0.00%	Yes
State/local agency bonds, etc	100.00%	100.00%	53.33%	Yes
Federal Agency Bonds	100.00%	100.00%	0.00%	Yes
Negotiable certificates of Deposit	30.00%	30.00%	29.24%	Yes
Local Agencies Investment Fund	100.00%	100.00%	5.28%	Yes
Medium Term Corporate Notes	30.00%	30.00%	7.80%	Yes
Money Market Funds	15.00%	15.00%	0.00%	Yes
Collateralized bank deposits	100.00%	100.00%	4.33%	Yes
Shares of Beneficial Interest	20.00%	15.00%	0.00%	Yes
Mortgage pass through security bonds	20.00%	20.00%	0.00%	Yes
Total			100.00%	

Balance by Maturity	Actual %	Actual \$
Range		
1 to 7 days	9%	527,142
8 to 360 days	8%	438,031
1 to 2 years	25%	1,457,685
2 to 3 years	30%	1,721,510
3 to 4 years	11%	662,692
4 to 5 years	17%	1,006,550
Over 5 years	0%	
		5,813,610

Foresthill PUD
Quality Analysis Report
6/30/2023

Cusip	Rating	NAME	RATE	Trade Date	Settlement Date	Next Coupon	Maturity Date	Units	Discount or Premium	Book Value	Market Value	Unrealized Market Gain/Loss
Cash Accounts												
N/R		Wells Fargo Checking	0.100%					212,703.60		212,703.60	212,703.60	-
N/R		Umpqua Bank Savings	0.350%					7,024.61		7,024.61	7,024.61	-
N/R		Local Agency Investment Fund	0.800%					307,230.13		307,230.13	307,230.13	-
Agency/Treasury Bonds												
Municipal Bonds												
032556EZ1	AA+	Anaheim CA HSG	1.725%	6/25/2021	6/29/2021	4/1/2023	10/1/2025	25,000.00	423.00	25,423.00	23,283.50	(2,139.50)
032556GQ9	AA+	Anaheim CA HSG	1.791%	4/27/2020	4/29/2020	4/14/2023	10/1/2024	30,000.00	-	30,000.00	28,620.00	(1,380.00)
046558EU2	AA3	Atascadero CA USD	0.849%	3/4/2021	3/8/2021	2/1/2023	8/1/2025	10,000.00	-	10,000.00	9,109.80	(890.20)
088006KA8	AA+	Beverly Hills CA Pub Fin Auth	1.147%	3/28/2022	3/30/2022	12/1/2022	6/1/2026	95,000.00	(4,655.00)	90,345.00	85,218.80	(5,126.20)
120827DM9	A2	Bur Glen Pas Arpt Auth	5.000%	12/9/2020	12/11/2020	1/1/2023	7/1/2024	15,000.00	502.00	15,502.00	15,189.90	(312.10)
130179HD9	A	California EFA	3.863%	8/25/2021	8/25/2021	4/1/2023	4/1/2025	10,000.00	386.00	10,386.00	9,666.10	(719.90)
13048VLJ5	A1	California Muni Finance Authority	2.055%	7/9/2020	7/13/2020	4/1/2023	10/1/2024	25,000.00	-	25,000.00	23,965.00	(1,035.00)
13048VLK2	A1	California Muni Finance Authority San Diego	2.148%	1/27/2021	1/29/2021	4/1/2023	10/1/2025	50,000.00	1,345.00	51,345.00	46,668.50	(4,676.50)
13048VQB7	AA-	California Muni Finance Authority	1.605%	6/26/2020	6/30/2020	11/1/2022	11/1/2023	50,000.00	-	50,000.00	49,335.00	(665.00)
13063DMA3	AA-	State of CA General Obligation Bond	2.650%	6/16/2021	6/18/2021	11/1/2022	4/1/2026	10,000.00	453.00	10,453.00	9,401.50	(1,051.50)
13067WRC8	AAA	California State DWR	0.790%	2/23/2022	2/25/2022	12/1/2022	12/1/2025	35,000.00	(986.00)	34,014.00	31,641.75	(2,372.25)
13077CT95	AA-	California State University	3.506%	3/4/2021	3/8/2021	11/1/2022	11/1/2025	10,000.00	485.00	10,485.00	9,653.40	(831.60)
13077DKF8	AA-	California State University	2.001%	11/17/2022	11/21/2022	5/1/2023	11/1/2027	50,000.00	(5,513.00)	44,487.00	44,802.00	315.00
139702BJ2	AA	Capistrano CA USD	2.500%	4/30/2020	5/4/2020	12/1/2022	12/1/2024	15,000.00	-	15,000.00	14,778.30	(221.70)
14574AAC8	AA-	Carson CA	1.823%	6/25/2021	6/29/2021	1/15/2023	1/15/2025	25,000.00	316.00	25,316.00	23,537.50	(1,778.50)
157411TL3	AA-	Chaffey CA USD	2.375%	6/16/2021	6/18/2021	2/1/2023	8/1/2025	35,000.00	1,137.00	36,137.00	33,021.45	(3,115.55)
206849FV8	AA3	Conejo Vly CA USD	1.049%	10/30/2020	11/19/2020	2/1/2023	8/1/2024	50,000.00	-	50,000.00	47,705.00	(2,295.00)
20775CDV3	AAA	Connecticut Housing finance	2.400%	6/29/2020	7/1/2020	11/15/2022	5/15/2024	30,000.00	314.00	30,314.00	29,621.10	(692.90)
212204LK5	AA1	Contra Costa CA CCD	0.800%	11/19/2021	11/23/2021	2/1/2023	8/1/2024	70,000.00	-	70,000.00	66,517.50	(3,482.50)
223077AJ7	AA-	Covina CA Wastewater Dist	2.606%	12/14/2022	12/16/2022	10/1/2027	10/1/2027	50,000.00	(4,020.00)	45,980.00	45,815.00	(165.00)
341271AE4	AA	Florida State Board	1.705%	11/17/2022	11/21/2022	1/1/2023	7/1/2027	50,000.00	(5,775.00)	44,225.00	44,260.50	35.50
34439TB7D	A+	Folsom, CA Redevelopment	2.368%	5/7/2019	5/7/2019	2/1/2023	8/1/2023	30,000.00	-	30,000.00	29,923.20	(76.80)
420507CL7	AA	Hawthorne, CA	3.150%	12/9/2020	12/11/2020	2/1/2023	8/1/2024	10,000.00	-	10,000.00	9,741.50	(258.50)
420507CM5	AA	Hawthorne, CA	3.250%	9/16/2020	9/18/2020	2/1/2023	8/1/2025	15,000.00	-	15,000.00	14,347.05	(652.95)
451443F34	AA	Idaho Bldg Auth	2.365%	8/31/2020	9/2/2020	3/1/2023	9/1/2025	50,000.00	1,526.00	51,526.00	47,092.50	(4,433.50)
45571LCU9	A+	Indio, CA	3.350%	8/25/2021	8/25/2021	11/1/2022	11/1/2024	15,000.00	324.00	15,324.00	14,566.20	(757.80)
482092E22	AA+	Jarupa CA CSD	6.347%	1/11/2021	1/13/2021	3/1/2023	9/1/2025	25,000.00	2,720.00	27,720.00	25,513.25	(2,206.75)
54148TAR7	AA	Loma Linda CA	2.750%	8/25/2021	8/25/2021	2/1/2023	8/1/2025	10,000.00	333.00	10,333.00	9,458.70	(874.30)
542411GT4	AA	Long Beach CA	3.800%	12/9/2020	12/11/2020	2/1/2023	8/1/2024	10,000.00	298.00	10,298.00	9,810.20	(487.80)
544290JH3	AA+	Los Altos CA USD	1.000%	2/23/2022	2/25/2022	4/1/2023	10/1/2024	55,000.00	(404.00)	54,596.00	52,019.55	(2,576.45)
544587Y36	AA-	Los Angeles CA	0.650%	9/30/2020	10/2/2020	11/1/2022	11/1/2023	100,000.00	-	100,000.00	98,361.00	(1,639.00)
54465AHS4	AA-	Los Angeles Cnty/West Covina	3.125%	12/9/2020	12/11/2020	3/1/2023	9/1/2024	10,000.00	188.00	10,188.00	9,692.10	(495.90)
56052FFF7	AA+	Maine State Housing Fin	2.389%	6/29/2020	7/1/2020	11/15/2022	11/15/2024	25,000.00	306.00	25,306.00	23,915.50	(1,390.50)
56453RAX2	AA	Manteca, CA	1.738%	5/12/2020	5/14/2020	4/1/2023	10/1/2023	25,000.00	-	25,000.00	24,743.00	(257.00)
56781RJH1	AAA	Marin CA CCD	3.045%	3/22/2023	3/24/2023	8/1/2023	8/1/2024	50,000.00	(977.00)	49,023.00	48,664.00	(359.00)
57604TAB2	AA+	Mass Trans Housing	5.203%	8/26/2020	8/28/2020	12/1/2022	6/1/2025	10,000.00	743.00	10,743.00	9,934.90	(808.10)
60636UJUV2	AAA	Missouri Env Impt Res Auth	1.349%	2/9/2022	2/11/2022	1/1/2023	7/1/2026	25,000.00	(648.00)	24,352.00	22,475.50	(1,876.50)
611583BT1	AA	Monrovia CA	3.750%	8/25/2021	8/25/2021	11/1/2022	5/1/2025	10,000.00	393.00	10,393.00	9,678.50	(714.50)
612414EC2	AA+	Monterey CA Reg Waste	1.360%	2/7/2022	2/9/2022	4/1/2023	4/1/2025	75,000.00	(393.00)	74,607.00	70,095.00	(4,512.00)
61741GAD2	AA	Morgan Hill CA	0.961%	5/25/2022	5/27/2022	3/1/2023	9/1/2025	140,000.00	(6,760.00)	133,240.00	127,878.80	(5,361.20)
677765GW3	AA+	Ohlone CA Cmty Coll	1.975%	3/4/2021	3/8/2021	2/1/2023	8/1/2025	10,000.00	-	10,000.00	9,364.70	(635.30)
683042AJ4	AA	Ontario CA Airport	2.898%	8/25/2021	8/25/2021	11/15/2022	5/15/2025	15,000.00	423.00	15,423.00	14,251.05	(1,171.95)
68442CCZ7	AAA	Orange Cnty CA Water Dist	2.225%	12/14/2022	12/16/2022	2/15/2023	8/15/2026	50,000.00	(3,538.00)	46,462.00	46,238.50	(223.50)
689729JT3	AA-	Orcutt CA USD	1.350%	12/14/2022	12/16/2022	2/1/2023	2/1/2027	50,000.00	(5,431.00)	44,569.00	44,231.50	(337.50)
6966674G6	AA	Palm Springs CA	0.854%	11/17/2022	11/21/2022	2/1/2024	8/1/2024	50,000.00	(1,694.00)	48,306.00	47,644.50	(661.50)
697511FV0	AA	Palomar CA CCD	1.313%	12/14/2022	12/16/2022	2/1/2023	8/1/2027	50,000.00	(5,961.00)	44,039.00	43,783.50	(255.50)
713575TE8	AA-	Peralta Comm Coll Dist	6.909%	1/22/2021	1/26/2021	2/1/2023	8/1/2025	10,000.00	1,185.00	11,185.00	10,151.80	(1,033.20)
74138FAW9	AA	Perris, CA Redevel	2.340%	11/18/2019	12/3/2019	4/1/2023	10/1/2024	140,000.00	236.00	140,236.00	134,304.80	(5,931.20)
725837AZ1	A	Pixley, CA USD	1.227%	9/3/2021	9/16/2021	2/1/2023	8/1/2026	45,000.00	242.00	45,242.00	40,082.40	(5,159.60)
752147HJ0	AA	Rancho Sanitago CA CCD	0.734%	4/6/2022	4/8/2022	3/1/2023	9/1/2025	40,000.00	(1,467.00)	38,533.00	36,392.00	(2,141.00)
77735AAE7	AA	Rosedale Rio Bravo CA	1.217%	9/11/2020	10/6/2020	1/1/2023	1/1/2025	45,000.00	-	45,000.00	42,233.40	(2,766.60)
77781RCR2	AA	Roseville, CA Elec Sys	1.111%	3/23/2021	3/25/2021	2/1/2023	2/1/2026	35,000.00	-	35,000.00	31,649.45	(3,350.55)
777865BD7	AA	Roseville, CA	2.620%	1/27/2021	1/29/2021	3/1/2023	9/1/2025	20,000.00	671.00	20,671.00	18,835.00	(1,836.00)
786091AF5	AA	Sacramento Cnty, CA Pen Ob	6.625%	8/26/2020	8/28/2020	2/1/2023	8/1/2024	20,000.00	1,642.00	21,642.00	20,137.80	(1,504.20)
79727LBS7	AA-	San Diego CA Convention Cent	1.677%	3/4/2021	3/8/2021	4/15/2023	4/15/2025	40,000.00	334.00	40,334.00	37,287.20	(3,046.80)
797299LV4	AA-	San Diego CA Pub Fac Fing	3.331%	4/30/2020	5/4/2020	4/15/2023	10/15/2023	45,000.00	-	45,000.00	44,694.00	(306.00)
797299MP6	AA-	San Diego CA Pub Fac Fing	1.812%	1/3/2023	1/5/2023	4/15/2023	10/15/2026	40,000.00	(3,724.00)	36,276.00	36,209.60	(66.40)
797669ZK7	AA+	San Francisco CA BART Dist	2.208%	1/27/2021	1/29/2021	1/1/2023	7/1/2025	55,000.00	1,517.00	56,517.00	51,712.65	(4,804.35)
79770GQ3	AA-	San Francisco CA Red	2.500%	4/30/2020	5/4/2020	2/1/2023	8/1/2023	20,000.00	-	20,000.00	19,953.40	(46.60)
79771FAY3	AA-	San Francisco CA PUC	0.843%	3/16/2021	3/18/2021	11/1/2022	11/1/2025	25,000.00	-	25,000.00	22,693.75	(2,306.25)
798136XU6	A-	San Jose Airport	1.209%	3/25/2021	4/7/2021	3/1/2023	3/1/2025	50,000.00	-	50,000.00	46,471.00	(3,529.00)
798136XV4	A-	San Jose Airport	1.359%	3/25/2021	4/7/2021	3/1/2023	3/1/2026	50,000.00	-	50,000.00	45,071.00	(4,929.00)
79876CBD9	AA-	San Marcos, CA	3.866%	12/20/2019	12/24/2019	4/1/2023	10/1/2024	50,000.00	541.00	50,541.00	49,330.50	(1,210.50)
801546QU9	AAA	Santa Clara County CA	2.000%	2/7/2022	2/9/2022	2/1/2023	8/1/2024	230,000.00	1,431.00	231,431.00	221,388.80	(10,042.20)
81888TAH6	AA	Shafter, CA	3.250%	6/4/2020	6/8/2020	11/1/2022	11/1/2024	25,000.00	537.00	25,537.00	24,199.50	(1,337.50)
81888TAJ2	AA	Shafter, CA	3.375%	2/5/2021	2/7/2021	11/1/2022	11/1/2025	25,000.00	1,098.00	26,098.00	23,821.00	(2,277.00)
820169DS6	AA3											

Foresthill PUD
Quality Analysis Report
6/30/2023

Cusip	Rating	NAME	RATE	Trade Date	Settlement Date	Next Coupon	Maturity Date	Units	Discount or Premium	Book Value	Market Value	Unrealized Market Gain/Loss
Cash Accounts												
N/R		Wells Fargo Checking	0.100%					212,703.60		212,703.60	212,703.60	-
N/R		Umpqua Bank Savings	0.350%					7,024.61		7,024.61	7,024.61	-
N/R		Local Agency Investment Fund	0.800%					307,230.13		307,230.13	307,230.13	-
Agency/Treasury Bonds												
933002AC1	AA+	Walnut valley CA	0.962%	3/28/2022	3/30/2022	12/1/2022	6/1/2026	45,000.00	(2,484.00)	42,516.00	39,953.70	(2,562.30)
95236PGC8	A+	West Covina CA	2.318%	3/26/2021	3/30/2021	2/1/2023	8/1/2025	85,000.00	985.00	85,985.00	80,117.60	(5,867.40)
95332RDJ5	AA+	West Hollywood Pub fin Auth	1.800%	3/28/2022	3/30/2022	4/1/2023	4/1/2026	25,000.00	(702.00)	24,298.00	22,900.50	(1,397.50)
956134AQ3	A+	West Stanislaus CA IRR	1.280%	1/22/2021	1/26/2021	1/1/2023	1/1/2026	30,000.00	-	30,000.00	27,151.50	(2,848.50)
Negotiable Certificates of Deposit												
05600XCP3	CD	BMO Harris Bank	1.000%	3/23/2021	4/13/2021	1/13/2023	4/13/2026	100,000.00		100,000.00	88,681.00	(11,319.00)
066519QT9	CD	BankUnited	0.950%	3/23/2021	3/31/2021	7/30/2023	3/31/2026	100,000.00		100,000.00	88,629.00	(11,371.00)
2546732B1	CD	Discover Bank	4.900%	11/17/2022	11/30/2022	5/30/2023	11/30/2027	250,000.00		250,000.00	246,097.50	(3,902.50)
38149MXU2	CD	Goldman Sachs Bank	1.000%	7/27/2021	8/4/2021	3/4/2023	8/4/2026	250,000.00		250,000.00	219,055.00	(30,945.00)
61690U3L2	CD	Morgan Stanley Bank	4.900%	3/17/2023	3/23/2023	9/23/2023	3/23/2028	250,000.00		250,000.00	246,005.00	(3,995.00)
61768EAQ6	CD	Morgan Stanley Pvt Bank	1.800%	2/13/2020	2/20/2020	2/20/2023	2/20/2025	50,000.00		50,000.00	47,175.00	(2,825.00)
61768ERA3	CD	Morgan Stanley Pvt Bank	4.900%	3/17/2023	3/23/2023	9/23/2023	3/23/2028	200,000.00		200,000.00	196,804.00	(3,196.00)
795450T47	CD	Sallie Mae Bank	3.300%	6/29/2018	7/3/2018	1/3/2023	7/3/2023	50,000.00		50,000.00	49,991.50	(8.50)
795451AB9	CD	Sallie Mae Bank	1.000%	7/19/2021	7/21/2021	2/21/2023	7/21/2026	200,000.00		200,000.00	175,516.00	(24,484.00)
856285SK8	CD	State Bank of India	2.000%	1/14/2020	1/22/2020	1/22/2023	1/22/2025	50,000.00		50,000.00	47,452.50	(2,547.50)
856285VE8	CD	State Bank of India	0.900%	3/23/2021	3/25/2021	3/25/2023	3/25/2026	100,007.00		100,007.00	88,659.00	(11,348.00)
90348JN48	CD	UBS Bank	0.750%	6/16/2021	6/23/2021	7/23/2023	6/23/2026	100,000.00		100,000.00	87,223.00	(12,777.00)
Corporate Securities												
037833BY5	AA1	Apple Inc	3.250%	3/23/2021	3/25/2021	2/23/2023	2/23/2026	100,000.00	5,088.00	105,088.00	96,303.00	(8,785.00)
166764BW9	AA-	Chevron Corp	1.554%	3/4/2021	3/8/2021	11/11/2022	5/11/2025	100,000.00	1,418.00	101,418.00	93,702.00	(7,716.00)
269246BQ6	A-	E*Trade	3.800%	11/17/2022	11/21/2022	2/24/2023	8/24/2027	50,000.00	(3,060.00)	46,940.00	47,402.00	462.00
48128G3G3	A-	JP Morgan Chase	1.200%	4/28/2021	4/30/2021	4/30/2023	4/30/2026	100,000.00	-	100,000.00	87,279.00	(12,721.00)
63743FN28	A-	National Rural Utilities	1.000%	6/21/2021	6/24/2021	7/15/2023	9/15/2025	50,000.00		50,000.00	44,405.50	(5,594.50)
89236THP3	AA-	Toyota Motor Credit	8.000%	3/4/2021	3/8/2021	11/16/2022	10/16/2025	50,000.00		50,000.00	45,290.00	(4,710.00)
N/R		Wells Fargo Advisors Money Market	0.100%					183.72		183.72	183.72	-
Total Portfolio								5,290,190.72	(35,966.00)	5,254,224.72	4,949,505.82	(304,718.90)
Accrued Portfolio Interest								32,242.92		32,242.92	32,242.92	
Portfolio and Cash Accounts									(35,966.00)	5,813,425.98	5,508,707.08	(304,718.90)

Foresthill PUD
Activity Detail
1/01/2023 to 6/30/2023

<u>Transaction Date</u>				<u>Amount</u>	<u>Premium/Gain</u>
<u>Transaction Type</u>	<u>Quantity</u>	<u>Description</u>	<u>Price</u>	<u>Int Purch/Sold</u>	<u>(Discount)/(Loss)</u>
Investment Portfolio - Wells Fargo Advisors					
1/3/2023	375.00	Burbank Airport	1.000	375.00	
Interest Received		5.0% due 7/01/2024			
1/3/2023	273.83	Rosedale Rio Bravo CA Water Dist	1.000	273.83	
Interest Received		1.217% due 1/01/2025			
1/3/2023	426.25	Florida State Board	1.000	426.25	
Interest Received		1.705% due 7/01/2027			
1/3/2023	30,000.00	Industry CA	1.000	30,000.00	
Bond matured		3.25% due 1/01/2023		487.50	
1/3/2023	256.88	Missouri State Env	1.000	256.88	
Interest Received		1.349% due 7/01/2026			
1/3/2023	607.20	San Francisco Bart Dist	1.000	607.20	
Interest Received		2.208% due 7/01/2025			
1/3/2023	831.78	Sallie Mae Bank	1.000	831.78	
Interest Received		3.30% % due 7/03/2023			
1/3/2023	192.00	West Stanislaus CA Irr Dist	1.000	192.00	
Interest Received		1.28% due 1/01/2026			
1/5/2023	40,000.00	San Diego CA	0.892	35,668.80	
Bond purchased		1.812% due 10/15/2026		162.12	
1/9/2023	2,350.00	From Wells Fargo Checking	1.000	2,350.00	
Transfer		to Wells Fargo Advisors money market			
1/13/2023	252.05	BMO Harris Bank	1.000	252.05	
Interest Received		1.0% due 4/13/2026			
1/17/2023	41.67	National Rural Utilities	1.000	41.67	
Interest Received		1.823% due 9/15/2025			
1/17/2023	227.88	Carson CA	1.000	227.88	
Interest Received		1.823% due 1/15/2025			
1/20/2023	160,000.00	First Chicago Bank	0.9997	159,953.60	
CD purchased		3.850% due 2/23/2023			
1/20/2023	250,000.00	Key Bank	1.000	250,000.00	
CD purchased		4.40% due 5/01/2023			
1/20/2023	250,000.00	Ally Bank	1.000	250,000.00	
CD purchased		4.20% due 3/27/2023			
1/23/2023	161,000.00	From Wells Fargo Checking	1.000	161,000.00	
Transfer		to Wells Fargo Advisors money market			
1/23/2023	504.11	State Bank of India	1.000	504.11	
Interest Received		2.0% due 1/22/2025			
1/23/2023	63.70	UBS Bank	1.000	63.70	
Interest Received		0.75% due 6/23/2026			

1/23/2023	1,008.22	Sallie Mae Bank	1.000	1,008.22
Interest Received		1.0% due 7/21/2026		
1/24/2023	498,400.00	From Wells Fargo Checking	1.000	498,400.00
Transfer		to Wells Fargo Advisors money market		
1/31/2023	80.68	BankUnited	1.000	80.68
Interest Received		0.95% due 3/31/2026		
1/31/2023	58.00	Wells Fargo Advisors	1.000	58.00
Interest Received		Monthly Interest		
2/1/2023	337.50	Orcutt CA USD	1.000	337.50
Interest Received		1.35% due 2/01/2027		
2/1/2023	42.45	Atascadero CA USD	1.000	42.45
Interest Received		0.849% due 8/01/2025		
2/1/2023	415.63	Chaffey CA USD	1.000	415.63
Interest Received		2.375% due 8/01/2025		
2/1/2023	280.00	Contra Costa CA CCD	1.000	280.00
Interest Received		0.80% due 8/01/2024		
2/1/2023	356.25	Folsom CA	1.000	356.25
Interest Received		2.375% due 8/01/2023		
2/1/2023	262.25	Conejo Vallye CA USD	1.000	262.25
Interest Received		1.049% due 8/01/2024		
2/1/2023	243.75	Hawthorne CA	1.000	243.75
Interest Received		3.25% % due 8/01/2025		
2/1/2023	157.50	Hawthorne CA	1.000	157.50
Interest Received		3.150% due 8/01/2024		
2/1/2023	137.50	Loma Linda CA	1.000	137.50
Interest Received		2.75% due 8/01/2025		
2/1/2023	190.00	Long Beach CA	1.000	190.00
Interest Received		3.8% due 8/01/2024		
2/1/2023	985.15	West Covina CA	1.000	985.15
Interest Received		2.318% due 8/01/2025		
2/1/2023	213.50	Palm Springs CA	1.000	213.50
Interest Received		0.854% due 8/01/2024		
2/1/2023	98.75	Ohlone CA CCD	1.000	98.75
Interest Received		1.975% due 8/01/2025		
2/1/2023	345.45	Peralta CA CCD	1.000	345.45
Interest Received		6.909% due 8/01/2025		
2/1/2023	276.08	Pixley CA USD	1.000	276.08
Interest Received		1.227% due 8/01/2026		
2/1/2023	328.25	Palomar CCD	1.000	328.25
Interest Received		1.313% due 8/01/2027		
2/1/2023	194.43	Roseville, CA Electric Sys	1.000	194.43
Interest Received		1.111% due 2/01/2026		
2/1/2023	662.50	Sacrameneto County	1.000	662.50

Interest Received		6.625% due 8/01/2024		
2/1/2023	250.00	San Francisco City/County	1.000	250.00
Interest Received		2.5% due 8/01/2023		
2/1/2023	507.80	Sonoma County Jr Coll Dist	1.000	507.80
Interest Received		2.539% due 8/01/2027		
2/1/2023	336.75	Southwestern CCD	1.000	336.75
Interest Received		1.347% due 8/01/2027		
2/1/2023	2,300.00	Santa Clara County	1.000	2,300.00
Interest Received		2.0% due 8/01/2024		
2/1/2023	168.00	Somis CA USD	1.000	168.00
Interest Received		1.344% due 8/01/2025		
2/6/2023	1,260.27	Goldman Sachs Ba nk	1.000	1,260.27
Interest Received		1.00% due 8/04/2026		
2/15/2023	556.25	Orange County Water dist	1.000	556.25
Interest Received		2.225% due 8/15/2026		
2/15/2023	41.67	National Rural Utilities	1.000	41.67
Interest Received		1.823% due 9/15/2025		
2/21/2023	453.70	Morgan Stanley Pvt Bank	1.000	453.70
Interest Received		1.8% due 2/20/2025		
2/22/2023	170,000.00	US Treasury Bill	0.986	167,542.48
Bond purchased		0% due 6/13/2023		
2/23/2023	1,625.00	Apple Inc	1.000	1,625.00
Interest Received		3.25% due 2/23/2026		
2/23/2023	160,000.00	First Bank Chicago	1.000	160,000.00
CD matured		3.85% due 2/23/2023		1,552.66
2/23/2023	63.70	UBS Bank	1.000	63.70
Interest Received		0.75% due 6/23/2026		
2/23/2023	5.35	Wells Fargo Advisors	1.000	5.35
Interest Received		Monthly Interest		
2/24/2023	950.00	E*Trade	1.000	950.00
Interest Received		3.8% due 8/24/2027		
2/28/2023	72.88	BankUnited	1.000	72.88
Interest Received		0.95% due 3/31/2026		
2/28/2023	0.94	Wells Fargo Advisors	1.000	0.94
Interest Received		Monthly Interest		
3/1/2023	591.25	Idaho St Building Authority	1.000	591.25
Interest Received		2.365% due 9/01/2025		
3/1/2023	793.38	Jarupa CA CSD	1.000	793.38
Interest Received		6.347% due 9/01/2025		
3/1/2023	156.25	Los Angeles County CA	1.000	156.25
Interest Received		3.125% due 9/01/2024		
3/1/2023	672.70	Morgan Hill CA	1.000	672.70
Interest Received		0.961% due 9/01/2025		

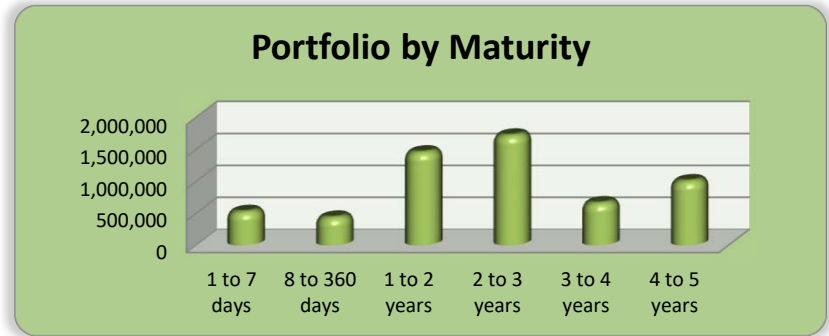
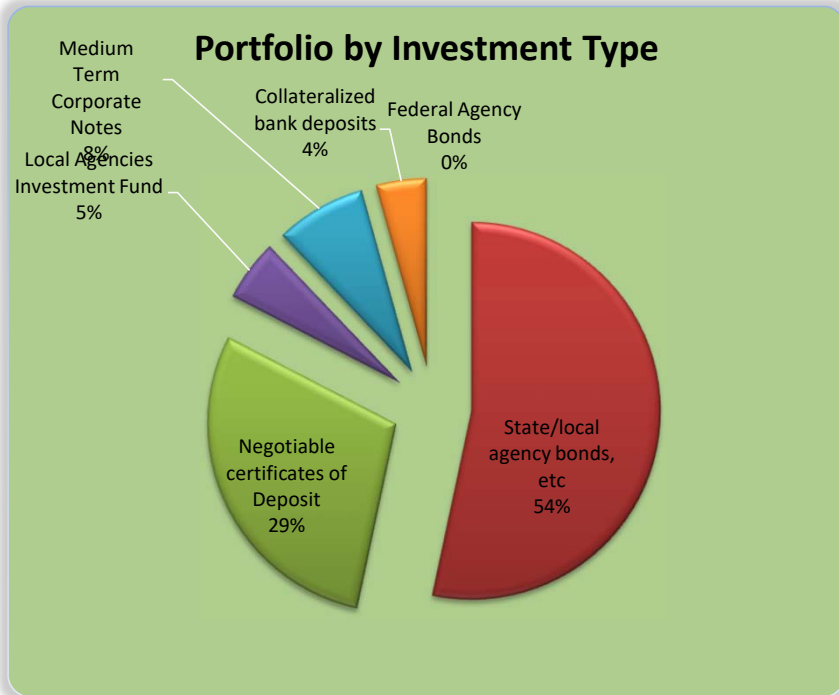
3/1/2023	262.00	Roseville, CA	1.000	262.00	
Interest Received		2.62% due 9/01/2025			
3/1/2023	339.75	San Jose CA Airport	1.000	339.75	
Interest Received		1.359% due 3/01/2026			
3/1/2023	302.25	San Jose CA Airport	1.000	302.25	
Interest Received		1.209% due 3/01/2025			
3/1/2023	146.80	Rancho Santiago CCD	1.000	146.80	
Interest Received		0.734% due 9/01/2025			
3/1/2023	221.70	Vacaville CA	1.000	221.70	
Interest Received		2.956% due 9/01/2026			
2/6/2023	1,260.27	Goldman Sachs Ba nk	1.000	1,260.27	
Interest Received		1.00% due 8/04/2026			
3/15/2023	41.67	National Rural Utilities	1.000	41.67	
Interest Received		1.823% due 9/15/2025			
3/21/2023	190,000.00	Key Bank	0.999	189,810.00	978.11
CD Sold		4.4% due 5/01/2023		1,168.11	
3/21/2023	250,000.00	Ally Bnk	1.000	250,000.00	1,610.96
CD Sold		4.2% due 3/27/2023		1,610.96	
3/22/2023	50,000.00	Marin CA CCD	0.976	48,798.00	
Bond purchased		3.045% due 8/01/2024		224.15	
3/23/2023	200,000.00	Morgan Stanley Private Bank	1.000	200,000.00	
CD Purchased		4.9% due 3/23/2028			
3/23/2023	250,000.00	Morgan Stanley Bank	1.000	250,000.00	
CD Purchased		4.9% due 3/23/2028			
3/23/2023	57.53	UBS Bank	1.000	57.53	
Interest Received		0.75% due 6/23/2026			
3/24/2023	44,150.00	From Wells Fargo checking	1.000	44,150.00	
Transfer		to Wells Fargo Advisors money market			
3/27/2023	446.30	State Bank of India	1.000	446.30	
Interest Received		0.9% due 3/25/2026			
3/31/2023	80.68	BankUnited	1.000	80.68	
Interest Received		0.95% due 3/31/2026			
3/31/2023	9.44	Wells Fargo Advisors	1.000	9.44	
Interest Received		Monthly Interest			
4/3/2023	215.63	Anaheim CA HSG	1.000	215.63	
Interest Received		1.725% due 10/1/2025			
4/3/2023	268.65	Anaheim CA HSG	1.000	268.65	
Interest Received		1.791% due 10/1/2024			
4/3/2023	132.50	State of CA General Obligation Bond	1.000	132.50	
Interest Received		2.650% due 4/1/2026			
4/3/2023	537.00	California Muni Finance Authority San Diego	1.000	537.00	
Interest Received		2.148% due 10/1/2025			
4/3/2023	256.88	California Muni Finance Authority	1.000	256.88	
Interest Received		2.055% due 10/1/2024			

4/3/2023	193.15	California EFA	1.000	193.15
Interest Received		3.863% DUE 4/1/2025		
4/3/2023	651.50	Covina CA Wastewater Dist	1.000	651.50
Interest Received		2.606% DUE 10/1/2027		
4/3/2023	217.25	Manteca, CA	1.000	217.25
Interest Received		1.738% due 10/1/2023		
4/3/2023	275.00	Los Altos CA USD	1.000	275.00
Interest Received		1.000% due 10/1/2024		
4/3/2023	510.00	Monterey CA Reg Waste	1.000	510.00
Interest Received		1.360% due 4/1/2025		
4/3/2023	1,638.00	Perris, CA Redev	1.000	1,638.00
Interest Received		2.340% due 10/1/2024		
4/3/2023	966.50	San Marcos, CA	1.000	966.50
Interest Received		3.866% due 10/1/2024		
4/3/2023	675.00	Shasta CA JPA	1.000	675.00
Interest Received		3.000% due 4/1/2024		
4/3/2023	225.00	West Hollywood Pub fin Auth	1.000	225.00
Interest Received		1.800% due 4/1/2026		
4/13/2023	246.58	BMO Harris Bank	1.000	246.58
Interest Received		1.000% due 4/13/2026		
4/17/2023	200.00	Toyota Motor Credit	1.000	200.00
Interest Received		0.800% due 10/16/2025		
4/17/2023	41.67	National Rural Utilities	1.000	41.67
Interest Received		1.000% due 9/15/2025		
4/17/2023	362.40	San Diego CA Pub Fac Fing	1.000	362.40
Interest Received		1.812% due 10/15/2026		
4/17/2023	335.40	San Diego CA Convenion Cent	1.000	335.40
Interest Received		1.677% due 4/15/2025		
4/17/2023	749.48	San Diego CA Pub Fac Fing	1.000	749.48
Interest Received		3.331% at 10/15/2023		
4/24/2023	63.70	UBS Bank	1.000	63.70
Interest Received		0.750% due 6/23/2026		
4/28/2023	78.08	BankUnited	1.000	78.08
Interest Received		0.950% due 3/31/2026		
4/28/2023	600.00	JP Morgan Chase	1.000	600.00
Interest Received		1.200%DUE 4/30/2026		
4/28/2023	5.27	Wells Fargo Advisors	1.000	5.27
Interest Received		Monthly Interest		
5/1/2023	401.25	California Muni Finance Authority	1.000	401.25
Interest Received		1.605% due 11/1/2023		
5/1/2023	500.25	California State University	1.000	500.25
Interest Received		2.001% due 11/1/2027		
5/1/2023	175.30	California State University	1.000	175.30

Interest Received		3.0506% due 11/1/2025		
5/1/2023	251.25	Indio, CA	1.000	251.25
Interest Received		3.350% due 11/1/2024		
5/1/2023	650.96	Key Bank	1.000	650.96
Interest Received		4.400% due 5/1/2023		
5/1/2023	325.00	Los Angeles CA	1.000	325.00
Interest Received		0.650% due 11/1/2023		
5/1/2023	391.80	West Covina CA	1.000	391.80
Interest Received		3.918% due 5/1/2023		
5/1/2023	187.50	Monrovia CA	1.000	187.50
Interest Received		3.750% due 5/1/2025		
5/1/2023	105.38	San Francisco CA PUC	1.000	105.38
Interest Received		0.843% due 11/1/2025		
5/1/2023	406.25	Shafter, CA	1.000	406.25
Interest Received		3.250% due 11/1/2024		
5/1/2023	421.88	Shafter, CA	1.000	421.88
Interest Received		3.375% due 11/1/2025		
5/3/2023	2.42	Wells Fargo Advisors	1.000	2.42
Interest Received		Interest		
5/11/2023	777.00	Chevron Corp	1.000	777.00
Interest Received		1.554% due 5/11/2025		
5/15/2023	360.00	Connecticut Housing finance	1.000	360.00
Interest Received		2.400% due 5/15/2024		
5/15/2023	41.67	National Rural Utilities	1.000	41.67
Interest Received		1.000% due 6/15/2025		
5/15/2023	298.63	Maine State Housing Fin	1.000	298.63
Interest Received		2.389% due 11/15/2024		
5/15/2023	217.35	Ontario CA Airport	1.000	217.35
Interest Received		2.898% due 5/15/2025		
5/15/2023	186.60	University of CA	1.000	186.60
Interest Received		0.933% due 5/15/2025		
5/15/2023	315.90	University of CA	1.000	315.90
Interest Received		3.159% due 5/15/2025		
5/15/2023	517.40	University of CA	1.000	517.40
Interest Received		2.587% due 5/15/2026		
5/15/2023	251.93	University of CA	1.000	251.93
Interest Received		3.359% due 5/15/2025		
5/23/2023	61.64	UBS Bank	1.000	61.64
Interest Received		0.750% due 6/23/2026		
5/30/2023	6,074.66	Discover Bank	1.000	6,074.66
Interest Received		4.9000% due 11/30/2027		
5/31/2023	80.68	BankUnited	1.000	80.68
Interest Received		0.950 due 3/31/2026		

5/31/2023	1.33	Wells Fargo Advisors	1.000	1.33
Interest Received		Monthly Interest		
5/1/2023	60,000.00	Key Bank	1.000	60,000.00
CD Sold		4.400% due 5/1/2023		
5/1/2023	20,000.00	West Covina CA	1.000	20,000.00
Muni Bond Sold		3.918% due 5/1/2023		
5/2/2023	(93,835.20)	From Wells Fargo Mony Market	1.000	(93,835.20)
Transfer (Withdrawl)		to Wells Fargo Checking		
6/1/2023	544.83	Beverly Hills CA Pub Fin Auth	1.000	544.83
Interest Received		1.147% due 6/1/2023		
6/1/2023	138.25	California State DWR	1.000	138.25
Interest Received		0.790% due 12/1/2025		
6/1/2023	187.50	Capistrano CA USD	1.000	187.50
Interest Received		2.500% due 12/1/2024		
6/1/2023	260.15	Mass Trans Housing	1.000	260.15
Interest Received		5.203% due 6/1/2025		
6/1/2023	216.45	Walnut valley CA	1.000	216.45
Interest Received		0.962% due 6/1/2026		
6/14/2023	3.16	Wells Fargo Advisors	1.000	3.16
Interest Received		Interest		
6/15/2023	41.67	National Rural Utilities	1.000	41.67
Interest Received		1.000% due 9/15/2025		
6/23/2023	63.70	UBS Bank	1.000	63.70
Interest Received		0.750% due 6/23/2026		
6/30/2023	78.08	BankUnited	1.000	78.08
Interest Received		0.0950% due 3/31/2026		
6/30/2023	0.02	Wells Fargo Advisors	1.000	0.02
Interest Received		Monthly Interest		
6/13/2023	170,000.00	US Treasury Bill	1.000	170,000.00
Bill Matured		0.000% due 6/13/2023		
6/12/2023	10,000.00	Somis, CA USD	0.000	-
Exchange		1.344% due 8/1/2023		
		Partial call of 835376AR5/exchange for 83537915		
6/13/2023	(180,537.07)	From Wells Fargo Mony Market	1.000	(180,537.07)
Transfer (Withdrawl)		to Wells Fargo Checking		
Local Agency Investment Fund				
1/13/2023	4,419.14	Local Agency Investment Fund	1.000	4,419.14
Interest received		Quarterly Interest		
1/23/2023	365,000.00	From Local Agency Investment Fund	1.000	365,000.00
Transfer		to Wells Fargo checking		
4/14/2023	2,652.02	Local Agency Investment Fund	1.000	2,652.02
Interest received		Quarterly Interest		





Foresthill Public Utility District
Statement of Net Position
As of July 31, 2023

Item I 2

	Jul 31, 2023
ASSETS	
Current Assets	
Checking/Savings	
10110 · Cash on Hand	250
10120 · Wells Fargo Checking	473,802
10510 · Local Agency Investment Fund	309,642
10512 · Umpqua Savings account	7,025
10519 · Wells Fargo Adv - Money Mrkt	(42,585)
10520 · Wells Fargo Adv - Face Value	5,345,000
	6,093,133
Accounts Receivable	272,325
Other Current Assets	31,257
	6,396,715
Fixed Assets	11,077,430
Other Assets	372,205
	17,846,349
TOTAL ASSETS	17,846,349
LIABILITIES & NET POSITION	
Liabilities	
Current Liabilities	
Accounts Payable	15,733
Other Current Liabilities	252,412
	268,145
Long Term Liabilities	1,073,898
	1,342,043
Total Liabilities	1,342,043
Net Position	16,504,305
	17,846,349
TOTAL LIABILITIES & NET POSITION	17,846,349

Foresthill Public Utility District
Profit & Loss Budget vs. Actual
July 2023

	<u>Jul 23</u>	<u>Budget</u>	<u>\$ Over Budget</u>
Ordinary Income/Expense			
Income			
41100 · Consumption Billed	72,057	41,667	30,390
41150 · Base rate - Residential	158,658	150,000	8,658
41200 · Base rate - Commercial	18,462	16,667	1,795
42300 · Meter Installation	0	500	-500
49210 · Interest - Taxes	2,412		
49220 · Portfolio Income	25,836	4,167	21,669
49300 · Property Tax Revenues	0	9,833	-9,833
49510 · Water Charges Penalties	0	833	-833
49520 · Service Charges & Reconnect	780	1,250	-470
49930 · Grant Income	0	125,000	-125,000
Total Income	<u>278,203</u>	<u>349,917</u>	<u>-71,714</u>
Expense			
51000 · Wages & Salaries	46,660	70,803	-24,143
52000 · Taxes & Benefits	51,874	65,969	-14,095
53000 · Materials & Supplies	16,908	9,058	7,850
54000 · Equipment costs	9,832	4,542	5,290
55000 · Contracted services	25,515	11,467	14,048
55001 · Professional Fees	16,073	6,250	9,823
56000 · Resource development	2,429	15,060	-12,631
57000 · Utilities	4,289	5,417	-1,128
58000 · Regulatory and General	16,166	10,129	6,037
61000 · Capital Activities	2,747	125,000	-122,253
62400 · Depreciation Expense	32,270		
Total Expense	<u>224,763</u>	<u>323,695</u>	<u>-98,932</u>
Net Ordinary Income	<u>53,441</u>	<u>26,222</u>	<u>27,219</u>
Net Income	<u><u>53,441</u></u>	<u><u>26,222</u></u>	<u><u>27,219</u></u>

Foresthill Public Utility District
Profit & Loss Budget vs. Actual
July 2023

	<u>Jul 23</u>	<u>Budget</u>	<u>\$ Over Budget</u>
Administration	60,821	46,166	14,655
Capital Expenditures	2,747	125,000	-122,253
Customer Service	21,946	42,017	-20,071
Distribution	84,842	30,533	54,309
Pumping	1,147	3,674	-2,527
Regulatory Compliance	10,078	25,686	-15,608
Source of Supply	14,504	3,809	10,695
Treatment	51,883	32,892	18,991
Depreciation	32,270	0	32,270
TOTAL	<u>279,353</u>	<u>309,777</u>	<u>-30,424</u>

Fund Balances

	<u>7/1/2023</u>	<u>Received</u>	<u>Paid Out</u>	<u>Transfers</u>	<u>Balance</u>
General Fund - unspendable	12,982,121			35,018	13,017,139
General Fund - unrestricted	951,626	278,203	222,015	(37,765)	970,050
Operating reserves	1,152,752				1,152,752
Debt service reserves	337,365				337,365
Capital reserves	427,000		2,747	2,747	427,000
Emergency reserves	600,000				600,000
					-
Total Fund balances	<u>16,450,864</u>	<u>278,203</u>	<u>224,763</u>	<u>(0)</u>	<u>16,504,305</u>

* This budget includes Debt Service

Foresthill Public Utility District
Cash Disbursements Register
July 2023

Date	Num	Name	Memo	Paid Amount
Jul 23				
07/05/2023	33450	Bureau of Reclamation	June 2023 restoration fee payment	-2,429.05
07/05/2023	33451	Ferguson Enterprises Inc.	cust #414764. Supplies	-237.61
07/05/2023	33452	Foresthill Garage, Inc.	Battery for Dump Truck	-370.69
07/05/2023	33453	Home Depot Credit Services	06212023 statement - distribution...	-265.07
07/05/2023	33454	Pacific Gas & Electric	June Todd Valley & Indian Road	-47.64
07/05/2023	33455	USA Blue Book	pH probe	-477.32
07/05/2023	33456	waterTALENT, LLC	temp labor week ending 06-25-2023	-4,160.00
07/11/2023	33457	Auburn Area Answering Service	Answering Service: 072023 mont...	-122.60
07/11/2023	33458	Ferguson Enterprises Inc.	supplies	-2,158.95
07/11/2023	33459	Grant Hardware, Inc.	June30 2023 statement. supplies	-155.15
07/11/2023	33460	Kronick, Moskovitz, et al	Legal fees through 6/22/23	-3,873.75
07/11/2023	33461	LSL CPAs & Assoc.	June 2023 accounting assistance	-12,198.75
07/11/2023	33462	Pacific Gas & Electric	HQ Power	-265.03
07/11/2023	33463	Recology Auburn Placer	trash	-69.02
07/11/2023	33464	Sebastian	July 23 phone & internet	-482.60
07/11/2023	33465	Secure Record Management	document disposal Q2 2023	-75.00
07/11/2023	33466	USA Blue Book	Cust #70441. CL2 repair	-328.00
07/11/2023	33467	Vision Quest Information Solutions, Inc.	IT service Aug 2023 & new cust s...	-2,333.33
07/11/2023	33468	waterTALENT, LLC	temp labor week end 7/2/2023	-5,850.00
07/11/2023	33469	West Landscape Maintenance	June 23 park landscape maintena...	-120.00
07/18/2023	33471	Castle Cleaning	HQ Cleaning service	-525.00
07/18/2023	33472	Cranmer Engineering, Inc.	Water sample	-531.50
07/18/2023	33473	Foresthill Valero	Fuel 06 2023	-897.42
07/18/2023	33474	Infosend	Utility Billing June 2023	-1,393.95
07/18/2023	33475	Local Agency Formation Commission	Annual Fees	-3,866.03
07/18/2023	33476	Meter, Valve & Control	Meter Endpoints (ERT)	-2,715.93
07/18/2023	33477	Pape Machinery Exchange	backhoe repair, equip rental	-8,330.77
07/18/2023	33478	Placer County Air Pollution Control Dist	Air Pollution Control Taxes	-929.85
07/18/2023	33479	Sierra Mini Mart, Inc.	Fuel	-533.43
07/18/2023	33480	waterTALENT, LLC	Temp labor for week ending 7/9/23	-4,160.00
07/18/2023	33481	Humana Insurance Co	Aug insurance	-641.59
07/18/2023	33482	Keenan & Associates	Aug 2023 Health insurance	-13,240.50
07/18/2023	33483	Vision Service Plan - (CA)	Client ID 30064591 July 2023	-162.10
07/18/2023	33484	Placer County , Personnel	Aug employee dental ins	-494.65
07/25/2023	33487	Anderson's Sierra Pipe Co. Inc.	supplies	-86.37
07/25/2023	33488	Clark Pest Control	HQ Pest Control	-111.00
07/25/2023	33489	Ditch Witch Equipment Co, Inc.	Cust #671577. Ditch Witch Repair	-68.18
07/25/2023	33490	Ferguson Enterprises Inc.	Hydrant Repairs. Cust #414764. ...	-490.24
07/25/2023	33491	Iconix Waterworks Inc.	supplies	-1,913.34
07/25/2023	33492	Pacific Gas & Electric	July WTP, Pump station, Sugar P...	-3,213.81
07/25/2023	33493	USA Blue Book	supplies	-278.86
07/25/2023	33494	Verizon Wireless	Cell phone 06072023 - 07062023	-49.82
07/25/2023	33495	waterTALENT, LLC	Temp labor week end 07162023	-5,200.00
07/25/2023	33496	Worton's Forsethill Grocery	Employee water & overtime suppl...	-140.27
				-85,994.17

Foresthill Public Utility District
Investment Policy Compliance
with Government Code Standards, and the Foresthill PUD Investment Plan Standards
As of July 31, 2023

Current Portfolio Balance: \$ 6,090,074

Ca Government Code Section 53601	Govt Code Maximum %	District Maximum %	District Actual %	Complies
Bonds issued by the District		100.00%	0.00%	Yes
Federal Treasury notes, bonds, bills	100.00%	100.00%	0.00%	Yes
State/local agency bonds, etc	100.00%	100.00%	51.73%	Yes
Federal Agency Bonds	100.00%	100.00%	1.62%	Yes
Negotiable certificates of Deposit	30.00%	30.00%	27.09%	Yes
Local Agencies Investment Fund	100.00%	100.00%	5.08%	Yes
Medium Term Corporate Notes	30.00%	30.00%	6.67%	Yes
Money Market Funds	15.00%	15.00%	-0.70%	Yes
Collateralized bank deposits	100.00%	100.00%	8.50%	Yes
Shares of Beneficial Interest	20.00%	15.00%	0.00%	Yes
Mortgage pass through security bonds	20.00%	20.00%	0.00%	Yes
Total			100.00%	

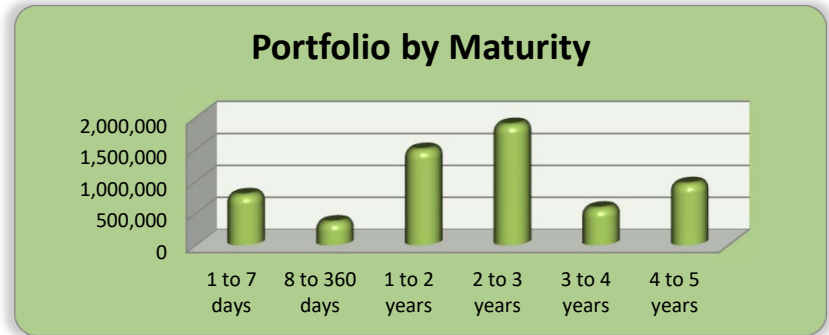
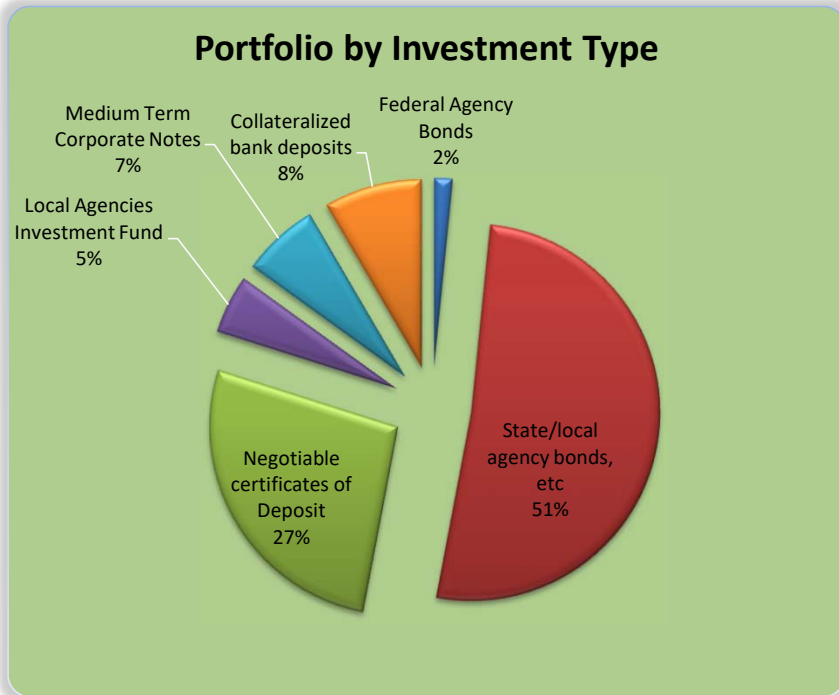
Balance by Maturity	Actual %	Actual \$
Range		
1 to 7 days	13%	790,468
8 to 360 days	6%	365,327
1 to 2 years	25%	1,498,346
2 to 3 years	31%	1,889,278
3 to 4 years	10%	581,844
4 to 5 years	16%	964,811
Over 5 years	0%	-
		6,090,074

Foresthill PUD
Quality Analysis Report
7/31/2023

Cusip	Rating	NAME	RATE	Trade Date	Settlement Date	Next Coupon	Maturity Date	Units	Discount or Premium	Book Value	Market Value	Unrealized Market Gain/Loss
Cash Accounts												
	N/R	Wells Fargo Checking	0.100%					473,801.59		473,801.59	473,801.59	-
	N/R	Umpqua Bank Savings	0.350%					7,024.61		7,024.61	7,024.61	-
	N/R	Local Agency Investment Fund	0.800%					309,641.65		309,641.65	309,641.65	-
Government Bonds												
3130ASH44	AAA	Fed Home Loan Bank	4.700%	7/31/2023	8/2/2023	9/30/2023	6/30/2027	100,000.00	(1,141.00)	98,859.00	98,678.00	(181.00)
Municipal Bonds												
032556E21	AA+	Anaheim CA HSG	1.725%	6/25/2021	6/29/2021	4/1/2023	10/1/2025	25,000.00	408.00	25,408.00	23,351.25	(2,056.75)
032556GQ9	AA+	Anaheim CA HSG	1.791%	4/27/2020	4/29/2020	4/14/2023	10/1/2024	30,000.00	-	30,000.00	28,737.90	(1,262.10)
046558E2U	AA3	Atascadero CA USD	0.849%	3/4/2021	3/8/2021	2/1/2023	8/1/2025	10,000.00	-	10,000.00	9,166.60	(833.40)
088006KA8	AA+	Beverly Hills CA Pub Fin Auth	1.147%	3/28/2022	3/30/2022	12/1/2022	6/1/2026	95,000.00	(4,522.00)	90,478.00	85,386.95	(5,091.05)
120827DM9	A2	Bur Glen Pas Arpt Auth	5.000%	12/9/2020	12/11/2020	1/1/2023	7/1/2024	15,000.00	452.00	15,452.00	15,157.95	(294.05)
130179HD9	A	California EFA	3.863%	8/25/2021	8/25/2021	4/1/2023	4/1/2025	10,000.00	365.00	10,365.00	9,687.20	(677.80)
13048VLJ5	A1	California Muni Finance Authority	2.055%	7/9/2020	7/13/2020	4/1/2023	10/1/2024	25,000.00	-	25,000.00	24,043.25	(956.75)
13048VLK2	A1	California Muni Finance Authority San C	2.148%	1/27/2021	1/29/2021	4/1/2023	10/1/2025	50,000.00	1,294.00	51,294.00	46,800.00	(4,494.00)
13048VQB7	AA-	California Muni Finance Authority	1.605%	6/26/2020	6/30/2020	11/1/2022	11/1/2023	50,000.00	-	50,000.00	49,481.00	(519.00)
13063DMA3	AA-	State of CA General Obligation Bond	2.650%	6/16/2021	6/18/2021	11/1/2022	4/1/2026	10,000.00	438.00	10,438.00	9,474.80	(963.20)
13067WRC8	AAA	California State DWR	0.790%	2/23/2022	2/25/2022	12/1/2022	12/1/2025	35,000.00	(956.00)	34,044.00	31,751.65	(2,292.35)
13077CT95	AA-	California State University	3.506%	3/4/2021	3/8/2021	11/1/2022	11/1/2025	10,000.00	460.00	10,460.00	9,662.10	(797.90)
13077DKF8	AA-	California State University	2.001%	11/17/2022	11/21/2022	5/1/2023	5/1/2027	50,000.00	(5,407.00)	44,593.00	44,800.50	207.50
139702BJ2	AA	Capistrano CA USD	2.500%	4/30/2020	5/4/2020	12/1/2022	12/1/2024	15,000.00	-	15,000.00	14,760.45	(239.55)
14574AAC8	AA-	Carson CA	1.823%	6/25/2021	6/29/2021	1/15/2023	1/15/2025	25,000.00	305.00	25,305.00	23,740.25	(1,564.75)
157411TL3	AA-	Chaffey CA USD	2.375%	6/16/2021	6/16/2021	2/1/2023	8/1/2025	35,000.00	1,093.00	36,093.00	33,146.05	(2,946.95)
206849FV8	AA3	Conejo Vly CA USD	1.049%	10/30/2020	11/19/2020	2/1/2023	8/1/2024	50,000.00	-	50,000.00	47,810.50	(2,189.50)
20775CDV3	AAA	Connecticut Housing finance	2.400%	6/29/2020	7/1/2020	11/15/2022	5/15/2024	30,000.00	282.00	30,282.00	29,624.40	(657.60)
212204LK5	AA1	Contra Costa CA CCD	0.800%	11/19/2021	11/23/2021	2/1/2023	8/1/2024	70,000.00	-	70,000.00	66,800.30	(3,199.70)
223077A7	AA-	Covina CA Wastewater Dist	2.606%	12/14/2022	12/16/2022	10/1/2027	10/1/2027	50,000.00	(3,940.00)	46,060.00	45,855.50	(204.50)
341271AE4	AA-	Florida State Board	1.705%	11/17/2022	11/21/2022	1/1/2023	7/1/2027	50,000.00	(5,650.00)	44,350.00	44,078.50	(271.50)
34439TBD7	A+	Folsom, CA Redevelopment	2.368%	5/7/2019	5/7/2019	2/1/2023	8/1/2023	30,000.00	-	30,000.00	30,000.00	-
420507CL7	AA	Hawthorne, CA	3.150%	12/9/2020	12/11/2020	2/1/2023	8/1/2024	10,000.00	-	10,000.00	9,749.00	(251.00)
420507CM5	AA	Hawthorne, CA	3.250%	9/16/2020	9/18/2020	2/1/2023	8/1/2025	15,000.00	-	15,000.00	14,383.05	(616.95)
451443F34	AA	Idaho Bldg Auth	2.365%	8/31/2020	9/2/2020	3/1/2023	9/1/2025	50,000.00	1,466.00	51,466.00	47,210.00	(4,256.00)
45571LC9U	A+	Indio, CA	3.350%	8/25/2021	8/25/2021	11/1/2022	11/1/2024	15,000.00	296.00	15,296.00	14,600.70	(695.30)
482092E22	AA+	Jarupa CA CSD	6.347%	1/11/2021	1/13/2021	3/1/2023	9/1/2025	25,000.00	2,610.00	27,610.00	25,513.25	(2,096.75)
54148TAR7	AA	Loma Linda CA	2.750%	8/25/2021	8/25/2021	2/1/2023	8/1/2025	10,000.00	319.00	10,319.00	9,484.40	(834.60)
542411GT4	AA	Long Beach CA	3.800%	12/9/2020	12/11/2020	2/1/2023	8/1/2024	10,000.00	273.00	10,273.00	9,830.00	(443.00)
544290JH3	AA+	Los Altos CA USD	1.000%	2/23/2022	2/25/2022	4/1/2023	10/1/2024	55,000.00	(374.00)	54,626.00	52,262.10	(2,363.90)
544587Y36	AA-	Los Angeles CA	0.650%	9/30/2020	10/2/2020	11/1/2022	11/1/2023	100,000.00	-	100,000.00	98,760.00	(1,240.00)
54465AHS4	AA-	Los Angeles Cnty/West Covina	3.125%	12/9/2020	12/11/2020	3/1/2023	9/1/2024	10,000.00	170.00	10,170.00	9,718.50	(451.50)
56052FF7	AA+	Maine State Housing Fin	2.389%	6/29/2020	7/1/2020	11/15/2022	11/15/2024	25,000.00	284.00	25,284.00	23,973.00	(1,311.00)
56453RAX2	AA	Manteca, CA	1.738%	5/12/2020	5/14/2020	4/1/2023	10/1/2023	25,000.00	-	25,000.00	24,826.50	(173.50)
56781RJH1	AAA	Marin CA CCD	3.045%	3/22/2023	3/24/2023	8/1/2023	8/1/2024	50,000.00	(902.00)	49,098.00	48,789.00	(309.00)
57604TAB2	AA+	Mass Trans Housing	5.203%	8/26/2020	8/28/2020	12/1/2022	6/1/2025	10,000.00	708.00	10,708.00	9,942.10	(765.90)
60636UJ2	AAA	Missouri Env Impt Res Auth	1.349%	2/9/2022	2/11/2022	1/1/2023	7/1/2026	25,000.00	(628.00)	24,372.00	22,513.00	(1,859.00)
611583BT1	AA	Monrovia CA	3.750%	8/25/2021	8/25/2021	11/1/2022	5/1/2025	10,000.00	368.00	10,368.00	9,698.30	(669.70)
612414EC2	AA+	Monterey CA Reg Waste	1.360%	2/7/2022	2/9/2022	4/1/2023	4/1/2025	75,000.00	(372.00)	74,628.00	70,351.50	(4,276.50)
61741GAD2	AA	Morgan Hill CA	0.961%	5/25/2022	5/27/2022	3/1/2023	9/1/2025	140,000.00	(6,510.00)	133,490.00	128,363.20	(5,126.80)
677765GW3	AA+	Ohlone CA Cmty Coll	1.975%	3/4/2021	3/8/2021	2/1/2023	8/1/2025	10,000.00	-	10,000.00	9,393.50	(606.50)
683042AJ4	AA	Ontario CA Airport	2.898%	8/25/2021	8/25/2021	11/15/2022	5/15/2025	15,000.00	398.00	15,398.00	14,290.20	(1,107.80)
68442CCZ7	AAA	Orange Cnty CA Water Dist	2.225%	12/14/2022	12/16/2022	2/15/2023	8/15/2024	50,000.00	(3,443.00)	46,557.00	46,302.00	(255.00)
689729JT3	AA-	Orcutt CA USD	1.350%	12/14/2022	12/16/2022	2/1/2023	2/1/2027	50,000.00	(5,304.00)	44,696.00	44,286.50	(409.50)
6966674G6	AA	Palm Springs CA	0.854%	11/17/2022	11/21/2022	2/1/2024	8/1/2024	50,000.00	(1,494.00)	48,506.00	47,740.50	(765.50)
697511FV0	AA	Palomar CA CCD	1.313%	12/14/2022	12/16/2022	2/1/2023	8/1/2025	50,000.00	(5,803.00)	44,197.00	43,783.50	(413.50)
713575TE8	AA-	Peralta Comm Coll Dist	6.909%	1/22/2021	1/26/2021	2/1/2023	8/1/2025	10,000.00	1,137.00	11,137.00	10,158.20	(978.80)
74138FAW9	AA	Perris, CA Redevel	2.340%	11/18/2019	12/3/2019	4/1/2023	10/1/2024	140,000.00	1,230.00	140,220.00	134,736.00	(5,484.00)
725837AZ1	A	Pixley, CA USD	1.227%	9/3/2021	9/16/2021	2/1/2023	8/1/2026	45,000.00	235.00	45,235.00	40,233.60	(5,001.40)
752147HJ0	AA	Rancho Sanitago CA CCD	0.734%	4/6/2022	4/8/2022	3/1/2023	9/1/2025	40,000.00	(1,368.00)	38,632.00	36,682.80	(1,949.20)
77735AAE7	AA	Rosedale Rio Bravo CA	1.217%	9/11/2020	10/6/2020	1/1/2023	1/1/2025	45,000.00	-	45,000.00	42,399.90	(2,600.10)
77781RCR2	AA	Roseville, CA Elec Sys	1.111%	3/23/2021	3/25/2021	2/1/2023	2/1/2026	35,000.00	-	35,000.00	31,744.65	(3,255.35)
777865BD7	AA	Roseville, CA	2.620%	1/27/2021	1/29/2021	3/1/2023	9/1/2025	20,000.00	646.00	20,646.00	18,885.60	(1,760.40)
786091AF5	AA	Sacramento Cnty, CA Pen Ob	6.625%	8/26/2020	8/28/2020	2/1/2023	8/1/2024	20,000.00	1,567.00	21,567.00	20,143.00	(1,424.00)
79727LBS7	AA-	San Diego CA Convention Cent	1.677%	3/4/2021	3/8/2021	4/15/2023	4/15/2025	40,000.00	316.00	40,316.00	37,424.80	(2,891.20)
797299LV4	AA-	San Diego CA Pub Fac Fing	3.331%	4/30/2020	5/4/2020	4/15/2023	10/15/2023	45,000.00	-	45,000.00	44,783.55	(216.45)
797299MP6	AA-	San Diego CA Pub Fac Fing	1.812%	1/3/2023	1/5/2023	4/15/2023	10/15/2026	40,000.00	(3,624.00)	36,376.00	36,270.80	(105.20)
797669ZK7	AA+	San Francisco CA BART Dist	2.208%	1/27/2021	1/29/2021	1/1/2023	7/1/2025	55,000.00	1,458.00	56,458.00	51,867.20	(4,590.80)
79770GGQ3	AA-	San Francisco CA Red	2.500%	4/30/2020	5/4/2020	2/1/2023	8/1/2023	20,000.00	-	20,000.00	20,000.00	-
79771FAY3	AA-	San Francisco CA PUC	0.843%	3/16/2021	3/18/2021	11/1/2022	11/1/2025	25,000.00	-	25,000.00	22,750.00	(2,250.00)
798136XU6	A-	San Jose Airport	1.209%	3/25/2021	4/7/2021	3/1/2023	3/1/2025	50,000.00	-	50,000.00	46,767.50	(3,232.50)
798136XV4	A-	San Jose Airport	1.359%	3/25/2021	4/7/2021	3/1/2023	3/1/2026	50,000.00	-	50,000.00	45,367.50	(4,632.50)
79876CBD9	AA-	San Marcos, CA	3.866%	12/20/2019	12/24/2019	4/1/2023	10/1/2024	50,000.00	501.00	50,501.00	49,417.00	(1,084.00)
799055QW1	AAA	San Mateo Foster City	1.919%	7/6/2023	7/8/2023	8/1/2024	8/1/2027	55,000.00	(6,144.00)	48,856.00	49,455.45	599.45
801546QU9	AAA	Santa Clara County CA	2.000%	2/7/2022	2/9/2022	2/1/2023	8/1/2024	230,000.00	1,319.00	231,319.00	222,129.40	(9,189.60)
81888TAH6	AA	Shafter										

Foresthill PUD
 Activity Detail
 7/01/2023 to 7/31/2023

<u>Transaction Date</u>				<u>Amount</u>	<u>Premium/Gain</u>
<u>Transaction Type</u>	<u>Quantity</u>	<u>Description</u>	<u>Price</u>	<u>Int Purch/Sold</u>	<u>(Discount)/(Loss)</u>
Investment Portfolio - Wells Fargo Advisors					
7/3/2023	375.00	Bur Glen Pas Arpt Auth	1.000	375.00	
Interest Received		5.000% due 7/1/2024			
7/3/2023	273.83	Rosedale Rio Bravo CA	1.000	273.83	
Interest Received		1.217% due 1/1/2025			
7/3/2023	426.25	Florida State Board	1.000	426.25	
Interest Received		1.705% due 7/1/2027			
7/3/2023	168.63	Missouri Env Impt Res Auth	1.000	168.63	
Interest Received		1.349% due 7/1/2026			
7/3/2023	607.20	San Francisco CA BART Dist	1.000	607.20	
Interest Received		2.208% due 7/1/2025			
7/3/2023	818.22	Sallie Mae Bank	1.000	818.22	
Interest Received		3.300% due 7/3/23			
7/3/2023	192.00	West Stanislaus CA IRR	1.000	192.00	
Interest Received		1.280% due 1/1/2026			
7/13/2023	249.32	BMO Harris Bank	1.000	249.32	
Interest Received		1.000% due 4/13/2026			
7/17/2023	227.88	Carson CA	1.000	227.88	
Interest Received		1.823% due 1/15/2025			
7/17/2023	41.67	National Rural Utilities	1.000	41.67	
Interest Received		1.000% due 9/15/2025			
7/21/2023	991.78	Sallie Mae Bank	1.000	991.78	
Interest Received		1.000% due 7/21/2026			
7/24/2023	495.89	State Bank of India	1.000	495.89	
Interest Received		2.000% due 1/22/2025			
7/28/2023	812.78	E*Trade	1.000	812.78	
Interest Received		3.800% due 8/24/2027			
7/31/2023	80.68	BankUnited	1.000	80.68	
Interest Received		0.950% due 3/31/2026			
7/31/2023	8.60	Wells Fargo Advisors	1.000	8.60	
Interest Received		Monthly Interest			
7/3/2023	50,000.00	Sallie Mae Bank	1.000	50,000.00	
CS Sold		3.300% due 7/3/23			
7/28/2023	50,000.00	E*Trade	1.000	50,000.00	
Securities bond sold		3.800% due 8/24/2027			
7/6/2023	55,000.00	San Mateo Foster City	0.888	48,855.95	
Muni bond purchased		1.919% due 8/1/2027		466.16	
7/31/2023	100,000.00	Fed Home Loan Bank	0.989	98,859.10	



NO FEE DOCUMENT

Government Code § 6103 & § 27383

**Recording Requested By Foresthill
Public Utility District and When
Recorded Mail To:**

**Foresthill Public Utility District
P.O. Box 266
Foresthill, CA 95631**

Item J1

(THE ABOVE SPACE FOR RECORDER'S USE ONLY)

NOTICE OF COMPLETION

**FORESTHILL PUBLIC UTILITY DISTRICT
24540 Main Street, P.O. Box 266
Foresthill, CA 95631**

NOTICE IS HEREBY GIVEN, pursuant to California Civil Code Section 3093, that the following Contractor, to wit: **Lund Construction Company, Inc.** performed and completed, for the Foresthill Public Utility District the following contract work, to wit: **Foresthill Road Pipeline Replacement Project (Mosquito Ridge Road to Thomas Street)**

The property is owned by the Foresthill Public Utility District in fee.

The work to which this certificate applies has been inspected by authorized representatives of the owner and is hereby declared to be complete in accordance with the Contract Documents on **October 3, 2023**

This certificate does not constitute an acceptance of work not in accordance with the Contract Documents.

Executed this Twelfth day of October, 2023 in Foresthill, California. I declare under penalty of perjury that the foregoing is true and correct.

Henry N. White
General Manager, Clerk and Ex-Officio Secretary
Foresthill Public Utility District

Unsworn Verification

"I certify (or declare) under penalty of perjury under the laws of the State of California that the foregoing is true and correct."

Signature of claimant: _____

Date: October 12, 2023